

Table of Contents

CH-VACD_Aggregated_Doc_add_dose	1
CH-VACD_Aggregated_Doc_allergy	4
CH-VACD_Aggregated_Doc_foreign	7
CH-VACD_Aggregated_Doc_Val_Vacci	10
CH-VACD_Create_Immunization	13
CH-VACD_Create_Recom_Req_Msg	16
CH-VACD_Create_Recom_Resp_Msg	19
CH-VACD_Create_Vac_Record_doc	22
CH-VACD_Import_Data_Immu_Admin	25
CH-VACD_Import_Data_Immu_Req_Msg	30
CH-VACD_Import_Data_Immu_Resp_Mg	35
CH-VACD_Import_Data_Vac_Rec_Doc	38

Test case #13719 CH-

Test Summary

Keyword : CH-VACD_Aggregated_Doc_add_dose **Type :** conformity assessment
Name : CH- **Peer Type :** NO_PEER_TEST
Version : 1.0 **Status :** ready
Author : Imichel **Verified by :** **Not verified**
Date of last : 2023-06-21 17:01:34.055408 by Imichel

Short Description : Check if the aggregated document is well-formed and in accordance with the specifications and use case.

Test Description

Short Description

The purpose of this test case is to validate the aggregation of several documents in ONE result document.
 The Test Case is available at http://fhir.ch/ig/ch-vacd/TC_A02.html.
 You have to aggregate the documents for this use case and validate your output documents.

DO NOT USE Result Documents, they are given as informative sample.

Goal
 The Content Creator is able to correlate information issued from several bundles.

Tested Components

Content Creator

Prerequisite

1. Under this [link](#) you will find a list of available aggregated validators.
2. Source documents for the uses case have to be downloaded.

Description

The Content Creator has to demonstrate that it can aggregate Immunization Administration documents in one result document.

Validate first that the aggregate output conforms to the CH VACD specification

If the first validation is successful, use EVS Client to compare your aggregation to the reference aggregation provided by the specification.

Evidence

Each output document has to be validated two times with [EVS Client](#) :

1. In the menu [EPR/ CH:VACD/ Validate](#), choose **CH VACD Vaccination Record Document Profile** to obtain the proof that your document is in accordance with the Implementation Guide,
2. In the menu [EPR/ CH:VACD Aggr Doc/ Validate](#), choose the **validator for the use case** `fhir_vacd_A02_Usecase` to obtain the proof that the aggregation has been correctly performed.

Evaluation

The Monitor will check that the validations for this test instance have no errors and the representation of the document is consistent with the use case.

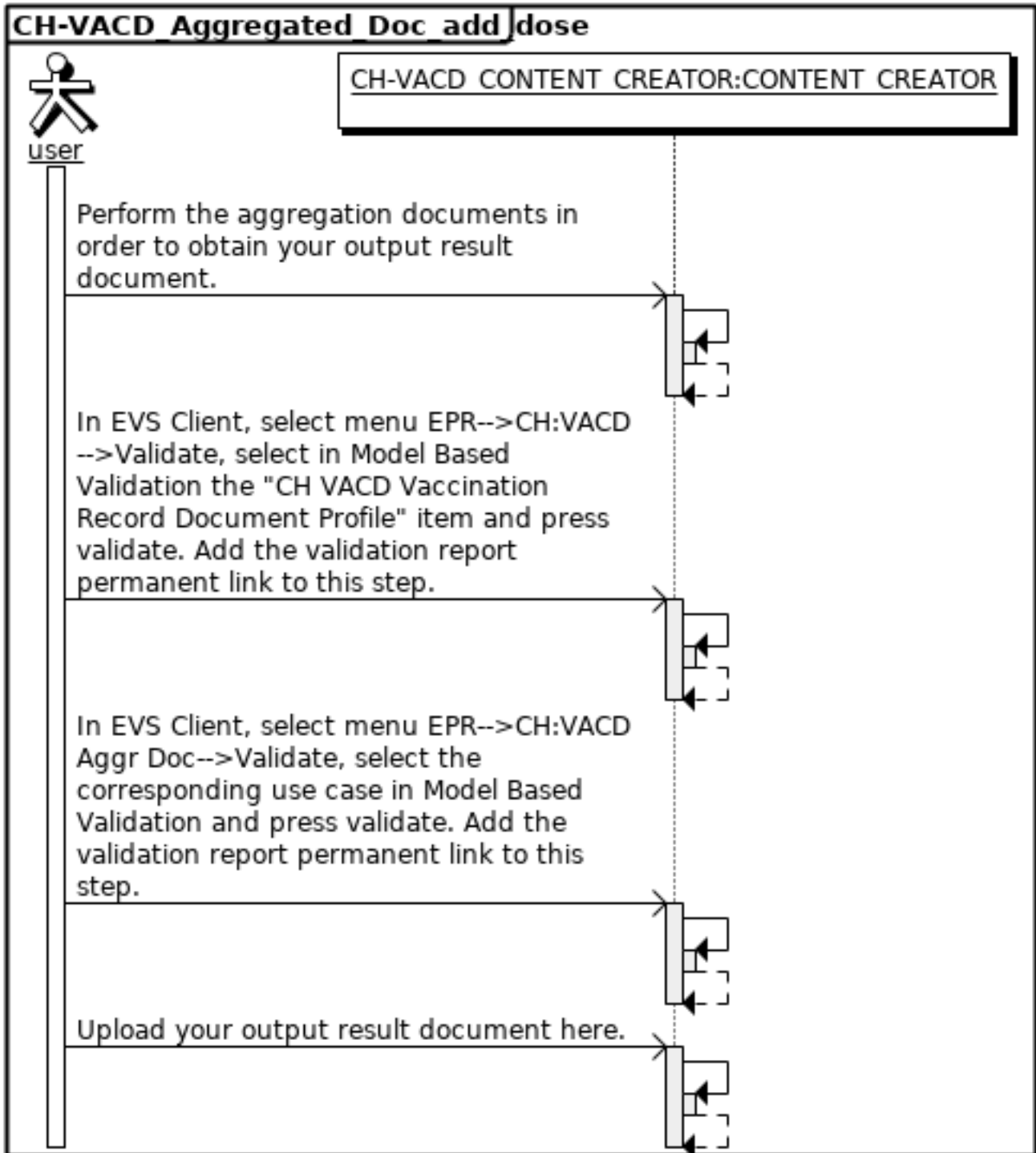
Test Participants

Role in test : CH-VACD_CONTENT_CREATOR (SUT) **Option :** R **Nb of instances :** 1

Actor	Profile	Option
CONTENT_CREATOR	CH-VACD	NONE

Test Steps							
Index	Initiator	Responder	Transaction	Message Type	Secured ?	Option	Description
10	CH-VACD_CO NTENT_C REATOR	CH-VACD_CON TENT_CREA TOR		None	No	Required	Perform the aggregation documents in order to obtain your output result document.
20	CH-VACD_CO NTENT_C REATOR	CH-VACD_CON TENT_CREA TOR		None	No	Required	In EVS Client, select menu EPR-->CH:VACD -->Validate, select in Model Based Validation the "CH VACD Vaccination Record Document Profile" item and press validate. Add the validation report permanent link to this step.
30	CH-VACD_CO NTENT_C REATOR	CH-VACD_CON TENT_CREA TOR		None	No	Required	In EVS Client, select menu EPR-->CH:VACD Aggr Doc-->Validate, select the corresponding use case in Model Based Validation and press validate. Add the validation report permanent link to this step.
40	CH-VACD_CO NTENT_C REATOR	CH-VACD_CON TENT_CREA TOR		None	No	Required	Upload your output result document here.

Sequence Diagram



Test case #13720 CH-

Test Summary

Keyword : CH-VACD_Aggregated_Doc_allergy **Type :** conformity assessment
Name : CH- **Peer Type :** NO_PEER_TEST
Version : 1.0 **Status :** ready
Author : Imichel **Verified by :** **Not verified**
Date of last : 2023-06-21 17:02:39.731069 by Imichel

Short Description : Check if the aggregated document is well-formed and in accordance with the specifications and use case.

Test Description

Short Description

The purpose of this test case is to validate the aggregation of several documents in ONE result document.

The Test Case is available at http://fhir.ch/ig/ch-vacd/TC_B01.html.

You have to aggregate the documents for this use case and validate your two output documents.

DO NOT USE Result Documents, they are given as informative sample.

Goal

The Content Creator is able to correlate information issued from several bundles.

Tested Components

Content Creator

Prerequisite

1. Under this [link](#) you will find a list of available aggregated validators.
2. Source documents for the uses case have to be downloaded.

Description

The Content Creator has to demonstrate that it can aggregate Immunization Administration documents in one result document.

Validate first that the aggregate output conforms to the CH VACD specification

If the first validation is successful, use EVS Client to compare your aggregation to the reference aggregation provided by the specification.

Evidence

Each output document has to be validated two times with [EVS Client](#) :

1. In the menu [EPR/CH:VACD/Validate](#), choose **CH VACD Vaccination Record Document Profile** to obtain the proof that your document is in accordance with the Implementation Guide.
2. In the menu [EPR/CH:VACD Aggr Doc/Validate](#), choose the **validator for the use case** `fhir_vacd_B01_Usecase` to obtain the proof that the aggregation has been correctly performed.

Evaluation

The Monitor will check that the validations for this test instance have no errors and the representation of the document is consistent with the use case.

Test Participants

Role in test : CH-VACD_CONTENT_CREATOR (SUT) **Option :** R **Nb of instances :** 1

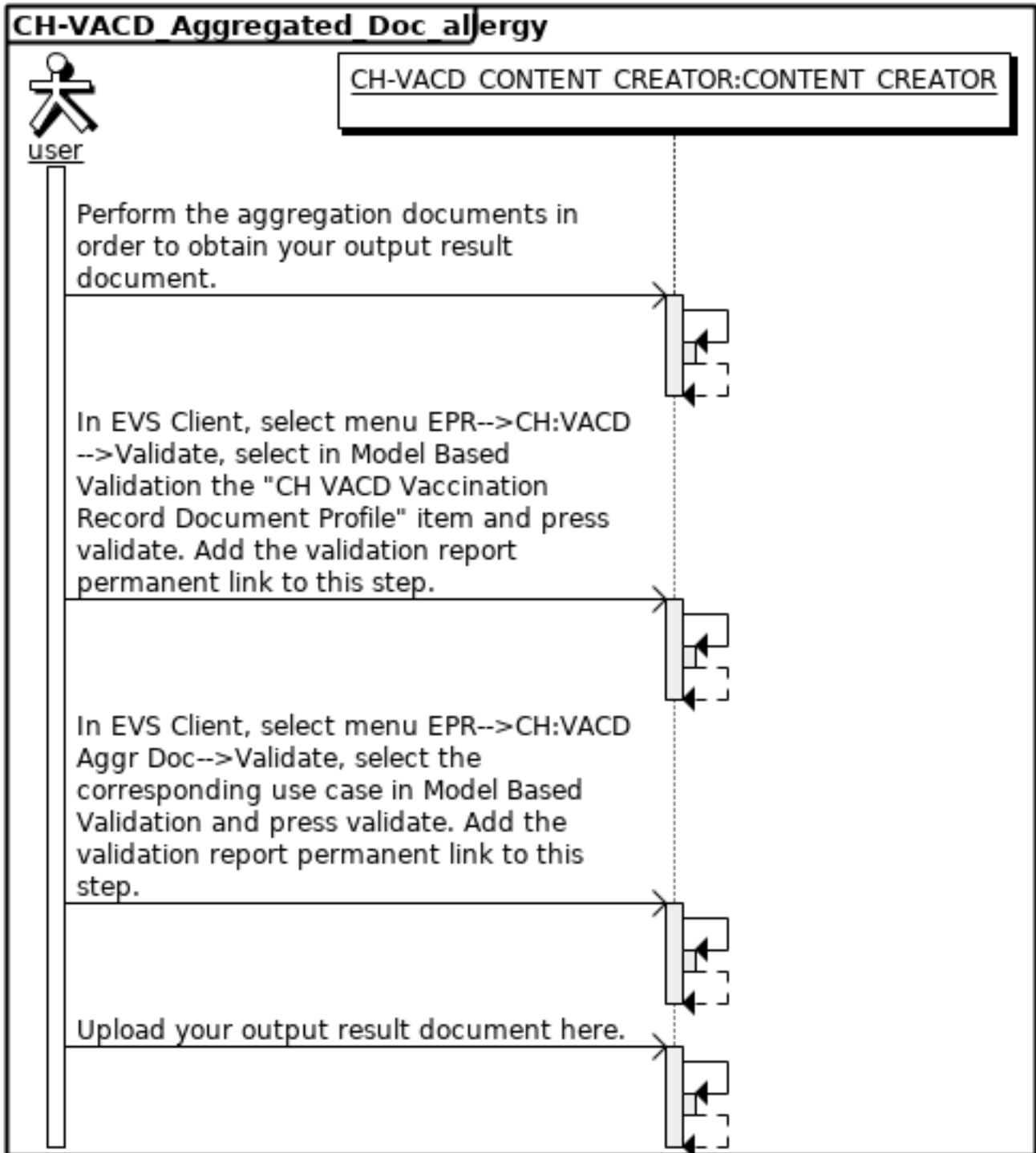
Actor	Profile	Option
CONTENT_CREATOR	CH-VACD	NONE

Test Steps

Index	Initiator	Responder	Transaction	Message Type	Secured ?	Option	Description
10	CH-VACD_CONTENT_CREATOR	CH-VACD_CONTENT_CREATOR		None	No	Required	Perform the aggregation documents in order to obtain your output result document.

Test Steps							
Index	Initiator	Responder	Transaction	Message Type	Secured ?	Option	Description
20	CH-VACD_CO NTENT_C REATOR	CH-VACD_CON TENT_CREA TOR		None	No	Required	In EVS Client, select menu EPR-->CH:VACD -->Validate, select in Model Based Validation the "CH VACD Vaccination Record Document Profile" item and press validate. Add the validation report permanent link to this step.
30	CH-VACD_CO NTENT_C REATOR	CH-VACD_CON TENT_CREA TOR		None	No	Required	In EVS Client, select menu EPR-->CH:VACD Aggr Doc-->Validate, select the corresponding use case in Model Based Validation and press validate. Add the validation report permanent link to this step.
40	CH-VACD_CO NTENT_C REATOR	CH-VACD_CON TENT_CREA TOR		None	No	Required	Upload your output result document here.

Sequence Diagram



Test case #13721 CH-VACD_Aggregated_Document_Correction of

Test Summary

Keyword : CH-VACD_Aggregated_Doc_foreign **Type :** conformity assessment
Name : CH- **Peer Type :** NO_PEER_TEST
Version : 1.0 **Status :** ready
Author : Imichel **Verified by :** **Not verified**
Date of last : 2023-06-21 17:01:53.052363 by Imichel

Short Description : Check if the aggregated document is well-formed and in accordance with the specifications and use case.

Test Description

Short Description

The purpose of this test case is to validate the aggregation of several documents in ONE result document.

The Test Case is available at http://fhir.ch/ig/ch-vacd/TC_C02.html.

You have to aggregate the documents for this use case and validate your two output documents.

DO NOT USE Result Documents, they are given as informative sample.

Goal

The Content Creator is able to correlate information issued from several bundles.

Tested Components

Content Creator

Prerequisite

1. Under this [link](#) you will find a list of available aggregated validators.
2. Source documents for the uses case have to be downloaded.

Description

The Content Creator has to demonstrate that it can aggregate Immunization Administration documents in one result document.

Validate first that the aggregate output conforms to the CH VACD specification

If the first validation is successful, use EVS Client to compare your aggregation to the reference aggregation provided by the specification.

Evidence

Each output document has to be validated two times with [EVS Client](#) :

1. In the menu [EPR/CH:VACD/Validate](#), choose **CH VACD Vaccination Record Document Profile** to obtain the proof that your document is in accordance with the Implementation Guide.
2. In the menu [EPR/CH:VACD Aggr Doc/Validate](#), choose the **validator for the use case** `fhir_vacd_C02_Usecase` to obtain the proof that the aggregation has been correctly performed.

Evaluation

The Monitor will check that the validations for this test instance have no errors and the representation of the document is consistent with the use case.

Test Participants

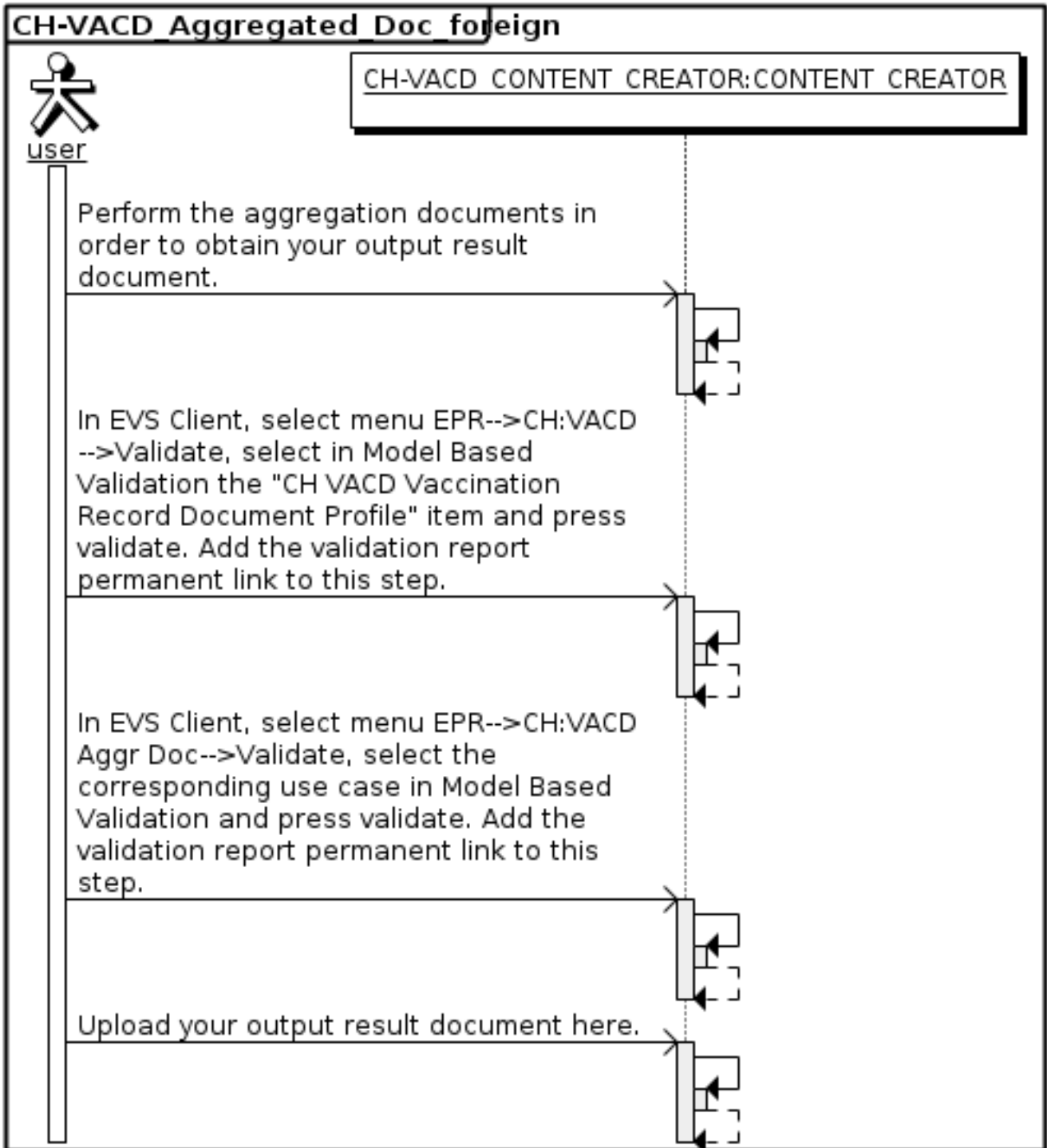
Role in test : CH-VACD_CONTENT_CREATOR (SUT)		Option : R	Nb of instances : 1
Actor	Profile	Option	
CONTENT_CREATOR	CH-VACD	NONE	

Test Steps

Index	Initiator	Responder	Transaction	Message Type	Secured ?	Option	Description
10	CH-VACD_CONTENT_CREATOR	CH-VACD_CONTENT_CREATOR		None	No	Required	Perform the aggregation documents in order to obtain your output result document.

Test Steps							
Index	Initiator	Responder	Transaction	Message Type	Secured ?	Option	Description
20	CH-VACD_CO NTENT_C REATOR	CH-VACD_CON TENT_CREA TOR		None	No	Required	In EVS Client, select menu EPR-->CH:VACD -->Validate, select in Model Based Validation the "CH VACD Vaccination Record Document Profile" item and press validate. Add the validation report permanent link to this step.
30	CH-VACD_CO NTENT_C REATOR	CH-VACD_CON TENT_CREA TOR		None	No	Required	In EVS Client, select menu EPR-->CH:VACD Aggr Doc-->Validate, select the corresponding use case in Model Based Validation and press validate. Add the validation report permanent link to this step.
40	CH-VACD_CO NTENT_C REATOR	CH-VACD_CON TENT_CREA TOR		None	No	Required	Upload your output result document here.

Sequence Diagram



Test case #13722 CH-

Test Summary

Keyword : CH-VACD_Aggregated_Doc_Val_Vacci **Type :** conformity assessment
Name : CH- **Peer Type :** NO_PEER_TEST
Version : 1.0 **Status :** ready
Author : Imichel **Verified by :** **Not verified**
Date of last : 2023-06-21 17:02:49.619137 by Imichel

Short Description : Check if the aggregated document is well-formed and in accordance with the specifications and use case.

Test Description

Short Description

The purpose of this test case is to validate the aggregation of several documents in ONE result document.

The Test Case is available at http://fhir.ch/ig/ch-vacd/TC_A04.html.

You have to aggregate the documents for this use case and validate your output documents.

DO NOT USE Result Documents, they are given as informative sample.

Goal

The Content Creator is able to correlate information issued from several bundles.

Tested Components

Content Creator

Prerequisite

1. Under this [link](#) you will find a list of available aggregated validators.
2. Source documents for the uses case have to be downloaded.

Description

The Content Creator has to demonstrate that it can aggregate Immunization Administration documents in one result document.

Validate first that the aggregate output conforms to the CH VACD specification

If the first validation is successful, use EVS Client to compare your aggregation to the reference aggregation provided by the specification.

Evidence

Each output document has to be validated two times with [EVS Client](#) :

1. In the menu [EPR/CH:VACD/Validate](#), choose **CH VACD Vaccination Record Document Profile** to obtain the proof that your document is in accordance with the Implementation Guide.
2. In the menu [EPR/CH:VACD Aggr Doc/Validate](#), choose the **validator for the use case** `fhir_vacd_A04_Usecase` to obtain the proof that the aggregation has been correctly performed.

Evaluation

The Monitor will check that the validations for this test instance have no errors and the representation of the document is consistent with the use case.

Test Participants

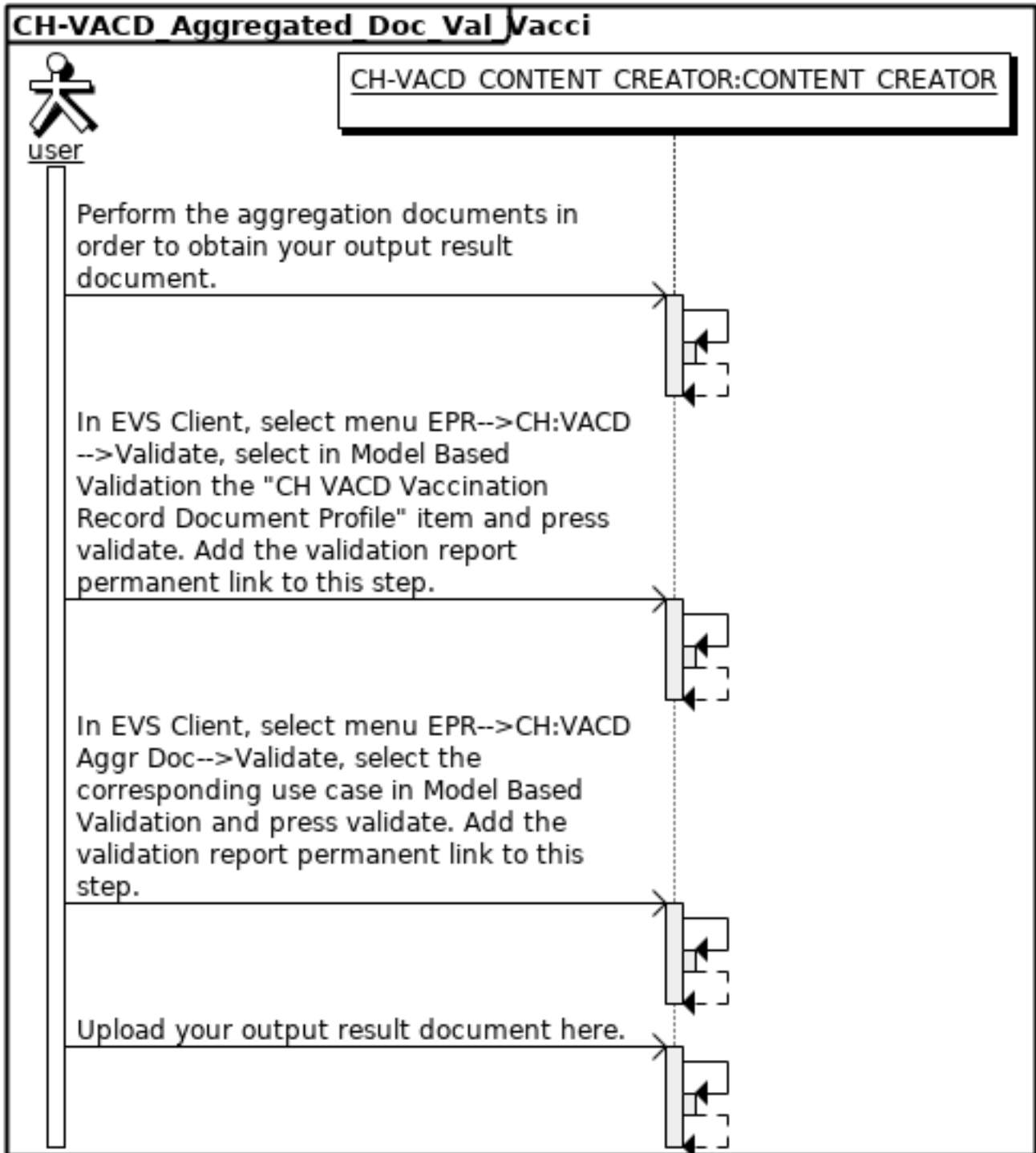
Role in test : CH-VACD_CONTENT_CREATOR (SUT)		Option : R	Nb of instances : 1
Actor	Profile	Option	
CONTENT_CREATOR	CH-VACD	NONE	

Test Steps

Index	Initiator	Responder	Transaction	Message Type	Secured ?	Option	Description
10	CH-VACD_CONTENT_CREATOR	CH-VACD_CONTENT_CREATOR		None	No	Required	Perform the aggregation documents in order to obtain your output result document.

Test Steps							
Index	Initiator	Responder	Transaction	Message Type	Secured ?	Option	Description
20	CH-VACD_CO NTENT_C REATOR	CH-VACD_CON TENT_CREA TOR		None	No	Required	In EVS Client, select menu EPR-->CH:VACD -->Validate, select in Model Based Validation the "CH VACD Vaccination Record Document Profile" item and press validate. Add the validation report permanent link to this step.
30	CH-VACD_CO NTENT_C REATOR	CH-VACD_CON TENT_CREA TOR		None	No	Required	In EVS Client, select menu EPR-->CH:VACD Aggr Doc-->Validate, select the corresponding use case in Model Based Validation and press validate. Add the validation report permanent link to this step.
40	CH-VACD_CO NTENT_C REATOR	CH-VACD_CON TENT_CREA TOR		None	No	Required	Upload your output result document here.

Sequence Diagram



Test case #13723 CH-VACD_Create_Immunization Administration

Test Summary

Keyword : CH-VACD_Create_Immunization
Name : CH-VACD_Create_Immunization
Version : 1.0
Author : Imichel
Date of last : 2023-06-21 17:02:05.015137 by Imichel

Type : conformity assessment
Peer Type : NO_PEER_TEST
Status : ready
Verified by : **Not verified**

Short Description : Create an Immunization Administration document.

Test Description

Short Description

This test case is used to verify that the Content Creator can create a [CH-VACD](#) Immunization Administration document

Goal

The Content Creator is able to generate and validate a [Immunization Administration document](#).

The Immunization Administration document shall contain the structured immunization according to the Use Case 2 ([de](#), [fr](#))

Tested Components

Content Creator

Prerequisite

-

Test Data

A sample can be found at this address ([en](#)) .

Description

The Content Creator has to demonstrate that it can create a valid Immunization Administration document from its system.

Evidence

Immunization Administration document validated against validator generated from the Implementation Guide in [EVS Client](#) and checked that the representation is consistent with the structured information in the document.

If a PDF is embedded the conformance to PDF A1 and PDF A2 has to be validated.

Evaluation

The Monitor will check that the validation had no errors and the representation of the document is consistent with the structured document.

Test Participants

Role in test : CH-VACD_CONTENT_CREATOR (SUT)

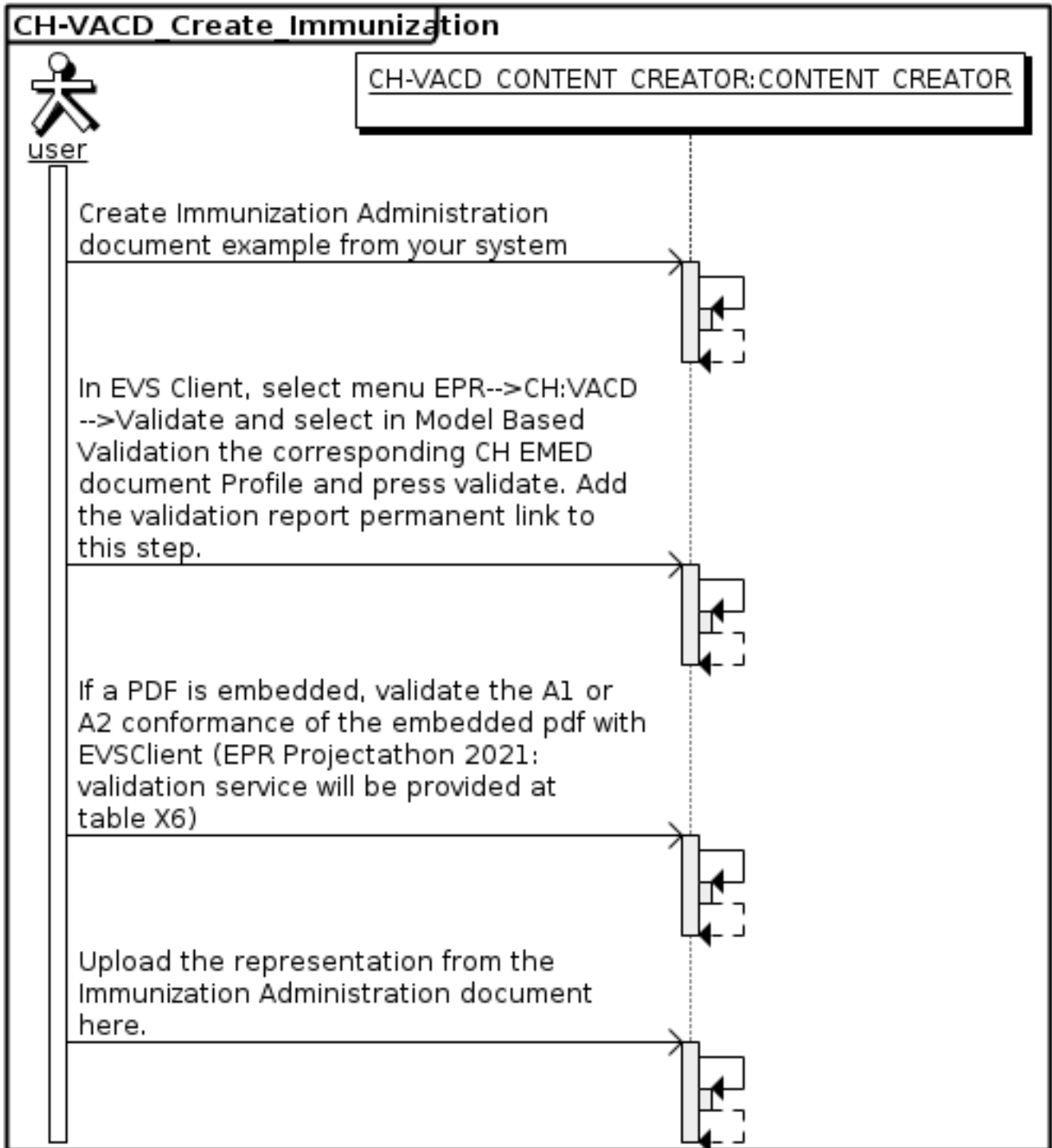
Option : R

Nb of instances : 1

Actor	Profile	Option
CONTENT_CREATOR	CH-VACD	NONE

Test Steps							
Index	Initiator	Responder	Transaction	Message Type	Secured ?	Option	Description
10	CH- VACD_CO NTENT_C REATOR	CH- VACD_CON TENT_CREA TOR		None	No	Required	Create Immunization Administration document example from your system
20	CH- VACD_CO NTENT_C REATOR	CH- VACD_CON TENT_CREA TOR		None	No	Required	In EVS Client, select menu EPR-->CH:VACD -->Validate and select in Model Based Validation the corresponding CH EMED document Profile and press validate. Add the validation report permanent link to this step.
30	CH- VACD_CO NTENT_C REATOR	CH- VACD_CON TENT_CREA TOR		None	No	Required	If a PDF is embedded, validate the A1 or A2 conformance of the embedded pdf with EVSClient (EPR Projectathon 2021: validation service will be provided at table X6)
40	CH- VACD_CO NTENT_C REATOR	CH- VACD_CON TENT_CREA TOR		None	No	Required	Upload the representation from the Immunization Administration document here.

Sequence Diagram



Test case #13724 CH-VACD_Create_Recommendation Request

Test Summary

Keyword : CH-VACD_Create_Recom_Req_Msg **Type :** conformity assessment
Name : CH-VACD_Create_Recommendation **Peer Type :** NO_PEER_TEST
Version : 1.0 **Status :** ready
Author : Imichel **Verified by :** **Not verified**
Date of last : 2023-07-07 11:49:48.150588 by oliveregger

Short Description : Create a Recommendation Request message

Test Description

Short Description

This test case is used to verify that the Content Creator can create a [CH-VACD](#) Recommendation Request message

Goal

The Content Creator is able to generate and validate a [Recommendation Request Message](#).

Tested Components

Content Creator

Prerequisite

-

Test Data

A sample can be found at this address ([en](#)) .

Description

The Content Creator has to demonstrate that it can create a valid Vaccination Record document from its system.

Evidence

Recommendation Request message validated against validator generated from the Implementation Guide in [EVS Client](#) and checked that the representation is consistent with the structured information in the document.

If a PDF is embedded the conformance to PDF A1 and PDF A2 has to validated.

Evaluation

The Monitor will check that the validation had no errors and the representation of the document is consistent with the structured document.

Test Participants

Role in test : CH-VACD_CONTENT_CREATOR (SUT)

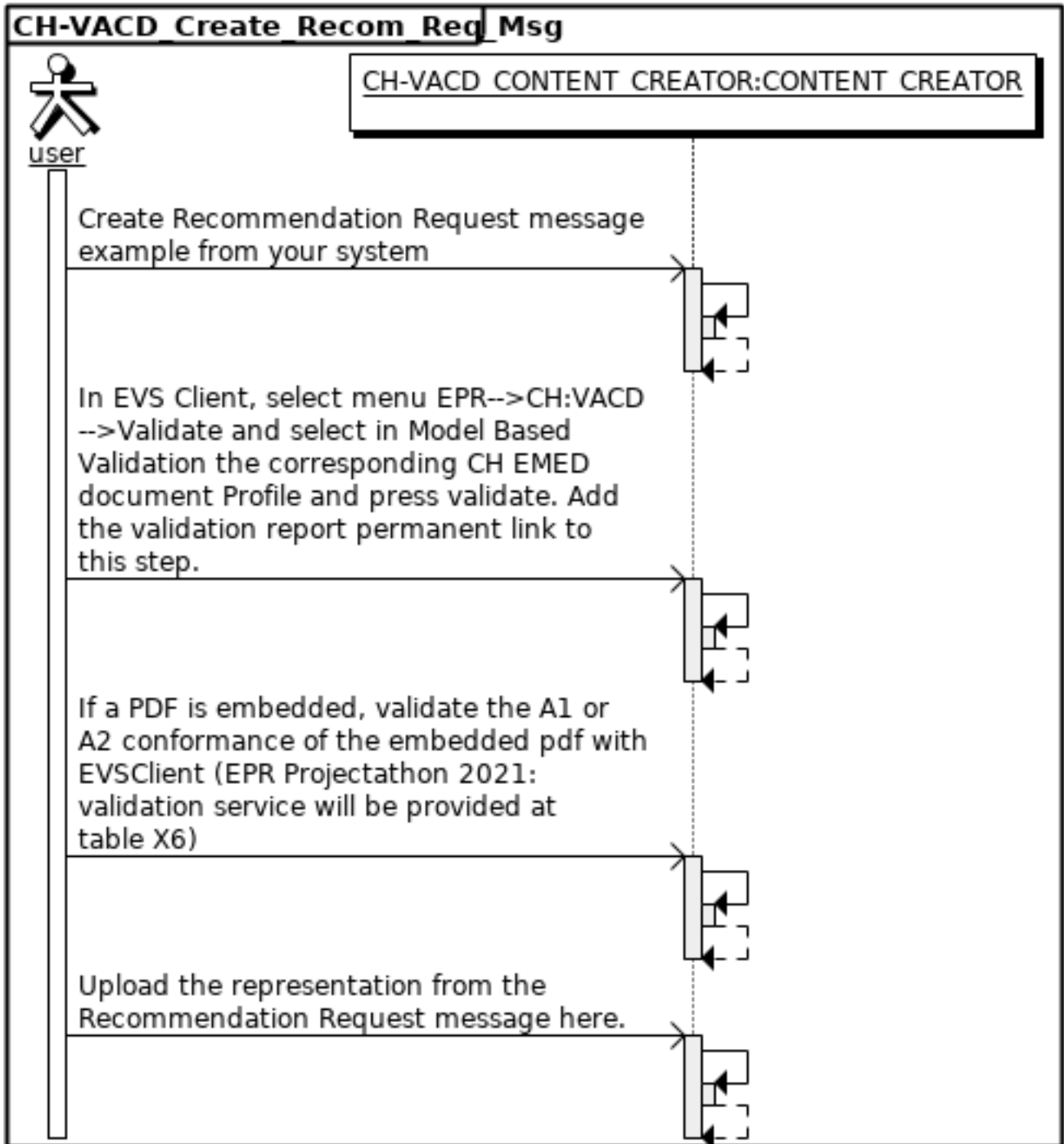
Option : R

Nb of instances : 1

Actor	Profile	Option
CONTENT_CREATOR	CH-VACD	NONE

Test Steps							
Index	Initiator	Responder	Transaction	Message Type	Secured ?	Option	Description
10	CH-VACD_CO NTENT_C REATOR	CH-VACD_CON TENT_CREA TOR		None	No	Required	Create Recommendation Request message example from your system
20	CH-VACD_CO NTENT_C REATOR	CH-VACD_CON TENT_CREA TOR		None	No	Required	In EVS Client, select menu EPR-->CH:VACD -->Validate and select in Model Based Validation the corresponding CH EMED document Profile and press validate. Add the validation report permanent link to this step.
30	CH-VACD_CO NTENT_C REATOR	CH-VACD_CON TENT_CREA TOR		None	No	Required	If a PDF is embedded, validate the A1 or A2 conformance of the embedded pdf with EVSClient (EPR Projectathon 2021: validation service will be provided at table X6)
40	CH-VACD_CO NTENT_C REATOR	CH-VACD_CON TENT_CREA TOR		None	No	Required	Upload the representation from the Recommendation Request message here.

Sequence Diagram



Test case #13725 CH-VACD_Create_Recommendation Response

Test Summary

Keyword : CH-VACD_Create_Recom_Resp_Msg **Type :** conformity assessment
Name : CH-VACD_Create_Recommendation **Peer Type :** NO_PEER_TEST
Version : 1.0 **Status :** ready
Author : Imichel **Verified by :** **Not verified**
Date of last 2023-06-21 17:02:20.090093 by Imichel

Short Description : Create a Recommendation Response message.

Test Description

Short Description

This test case is used to verify that the Content Creator can create a [CH-VACD](#) Recommendation Response Message

Goal

The Content Creator is able to generate and validate a [Recommendation Response Message](#).

Tested Components

Content Creator

Prerequisite

-

Test Data

A sample can be found at this address ([en](#)) .

Description

The Content Creator has to demonstrate that it can create a valid Recommendation Response Message from its system.

Evidence

Recommendation Response Message validated against validator generated from the Implementation Guide in [EVS Client](#) and checked that the representation is consistent with the structured information in the document.

If a PDF is embedded the conformance to PDF A1 and PDF A2 has to validated.

Evaluation

The Monitor will check that the validation had no errors and the representation of the document is consistent with the structured document.

Test Participants

Role in test : CH-VACD_CONTENT_CREATOR (SUT)

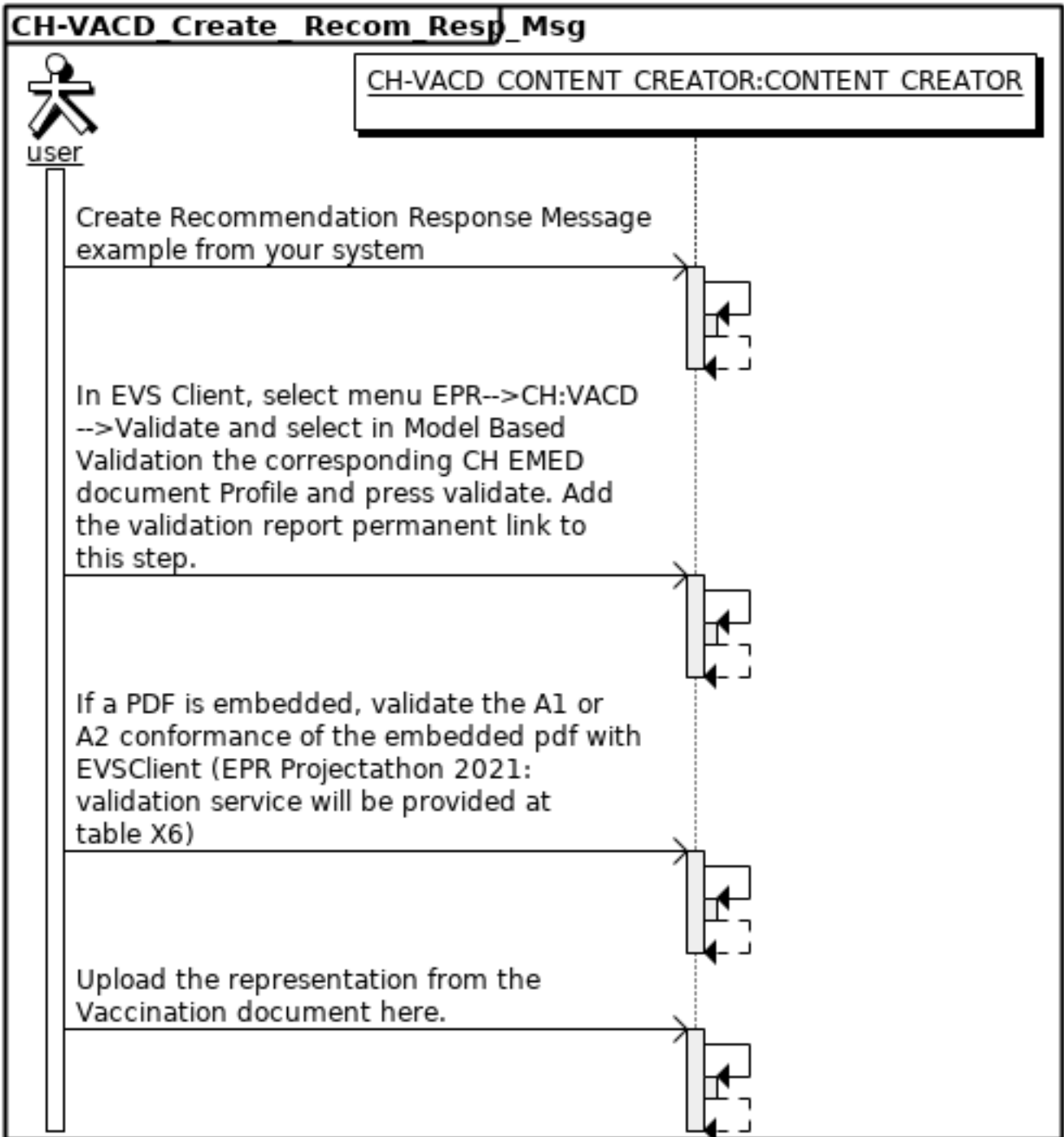
Option : R

Nb of instances : 1

Actor	Profile	Option
CONTENT_CREATOR	CH-VACD	NONE

Test Steps							
Index	Initiator	Responder	Transaction	Message Type	Secured ?	Option	Description
10	CH-VACD_CO NTENT_C REATOR	CH-VACD_CON TENT_CREA TOR		None	No	Required	Create Recommendation Response Message example from your system
20	CH-VACD_CO NTENT_C REATOR	CH-VACD_CON TENT_CREA TOR		None	No	Required	In EVS Client, select menu EPR-->CH:VACD -->Validate and select in Model Based Validation the corresponding CH EMED document Profile and press validate. Add the validation report permanent link to this step.
30	CH-VACD_CO NTENT_C REATOR	CH-VACD_CON TENT_CREA TOR		None	No	Required	If a PDF is embedded, validate the A1 or A2 conformance of the embedded pdf with EVSClient (EPR Projectathon 2021: validation service will be provided at table X6)
40	CH-VACD_CO NTENT_C REATOR	CH-VACD_CON TENT_CREA TOR		None	No	Required	Upload the representation from the Vaccination document here.

Sequence Diagram



Test case #13726 CH-VACD_Create_Vaccination Record document

Test Summary

Keyword : CH-VACD_Create_Vac_Record_doc **Type :** conformity assessment
Name : CH-VACD_Create_Vaccination Record **Peer Type :** NO_PEER_TEST
Version : 1.0 **Status :** ready
Author : Imichel **Verified by :** **Not verified**
Date of last : 2023-06-21 17:03:09.882024 by Imichel

Short Description : Create a Vaccination Record document.

Test Description

Short Description

This test case is used to verify that the Content Creator can create a [CH-VACD](#) Vaccination Record document

Goal

The Content Creator is able to generate and validate a [Vaccination Record document](#).

The Immunization Administration document shall contain the structured immunization according to the Use Case 1 ([de](#), [fr](#))

Tested Components

Content Creator

Prerequisite

-

Test Data

A sample can be found at this address ([en](#)) .

Description

The Content Creator has to demonstrate that it can create a valid Vaccination Record document from its system.

Evidence

Vaccination Record document validated against validator generated from the Implementation Guide in [EVS Client](#) and checked that the representation is consistent with the structured information in the document.

If a PDF is embedded the conformance to PDF A1 and PDF A2 has to validated.

Evaluation

The Monitor will check that the validation had no errors and the representation of the document is consistent with the structured document.

Test Participants

Role in test : CH-VACD_CONTENT_CREATOR (SUT)

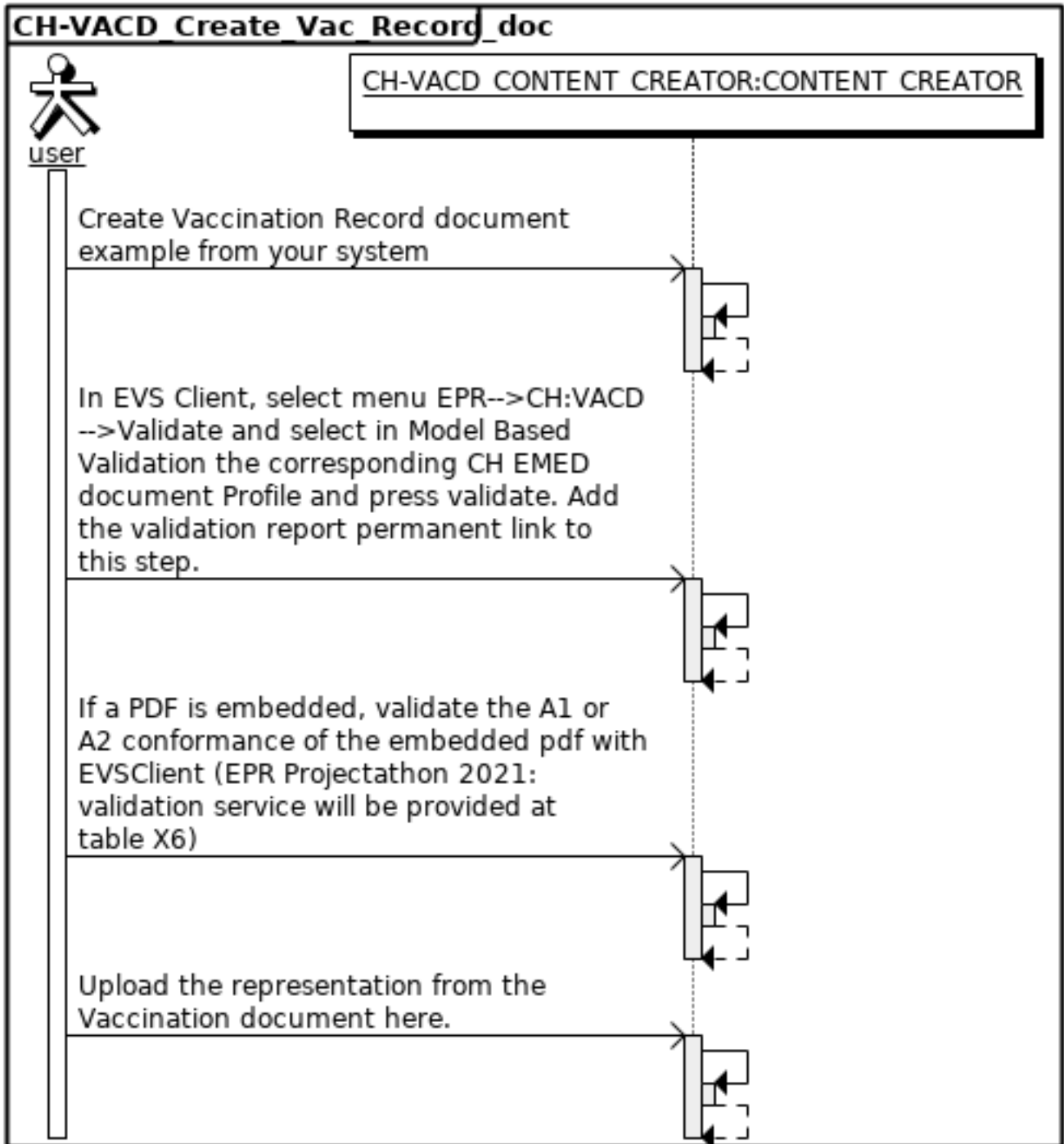
Option : R

Nb of instances : 1

Actor	Profile	Option
CONTENT_CREATOR	CH-VACD	NONE

Test Steps							
Index	Initiator	Responder	Transaction	Message Type	Secured ?	Option	Description
10	CH- VACD_CO NTENT_C REATOR	CH- VACD_CON TENT_CREA TOR		None	No	Required	Create Vaccination Record document example from your system
20	CH- VACD_CO NTENT_C REATOR	CH- VACD_CON TENT_CREA TOR		None	No	Required	In EVS Client, select menu EPR-->CH:VACD -->Validate and select in Model Based Validation the corresponding CH EMED document Profile and press validate. Add the validation report permanent link to this step.
30	CH- VACD_CO NTENT_C REATOR	CH- VACD_CON TENT_CREA TOR		None	No	Required	If a PDF is embedded, validate the A1 or A2 conformance of the embedded pdf with EVSClient (EPR Projectathon 2021: validation service will be provided at table X6)
40	CH- VACD_CO NTENT_C REATOR	CH- VACD_CON TENT_CREA TOR		None	No	Required	Upload the representation from the Vaccination document here.

Sequence Diagram



Test case #13727 CH-VACD_Import_Data_Immunization

Test Summary

Keyword : CH-VACD_Import_Data_Immu_Admin **Type :** conformity assessment
Name : CH-VACD_Import_Data_Immunization **Peer Type :** NO_PEER_TEST
Version : 1.0 **Status :** ready
Author : Imichel **Verified by :** **Not verified**
Date of last : 2023-06-21 17:03:22.423704 by Imichel

Short Description : Import Immunization Administration document data

Test Description

Short Description

This test case is used to verify that the Content Consumer can import discrete data elements of [CH-VACD documents](#) Immunization Administration document

Goal

The Content Consumer is able to extract the data elements.

Tested Components

Content Consumer

Prerequisite

CH-VACD document, see Test Data below.

Test Data

A samples can be found at this address ([en](#)) .

Description

The Content Consumer has to demonstrate that it can extract data elements.

Optionally, the Content Consumer can show the extract data in a document by using a stylesheet.

Evidence

Either displaying the data or showing logging information which data elements have been extracted, optionally display the data with the use of a stylesheet.

Evaluation

The Monitor will check that the extracted data elements from the CH-VACD document are correct.

Test Participants

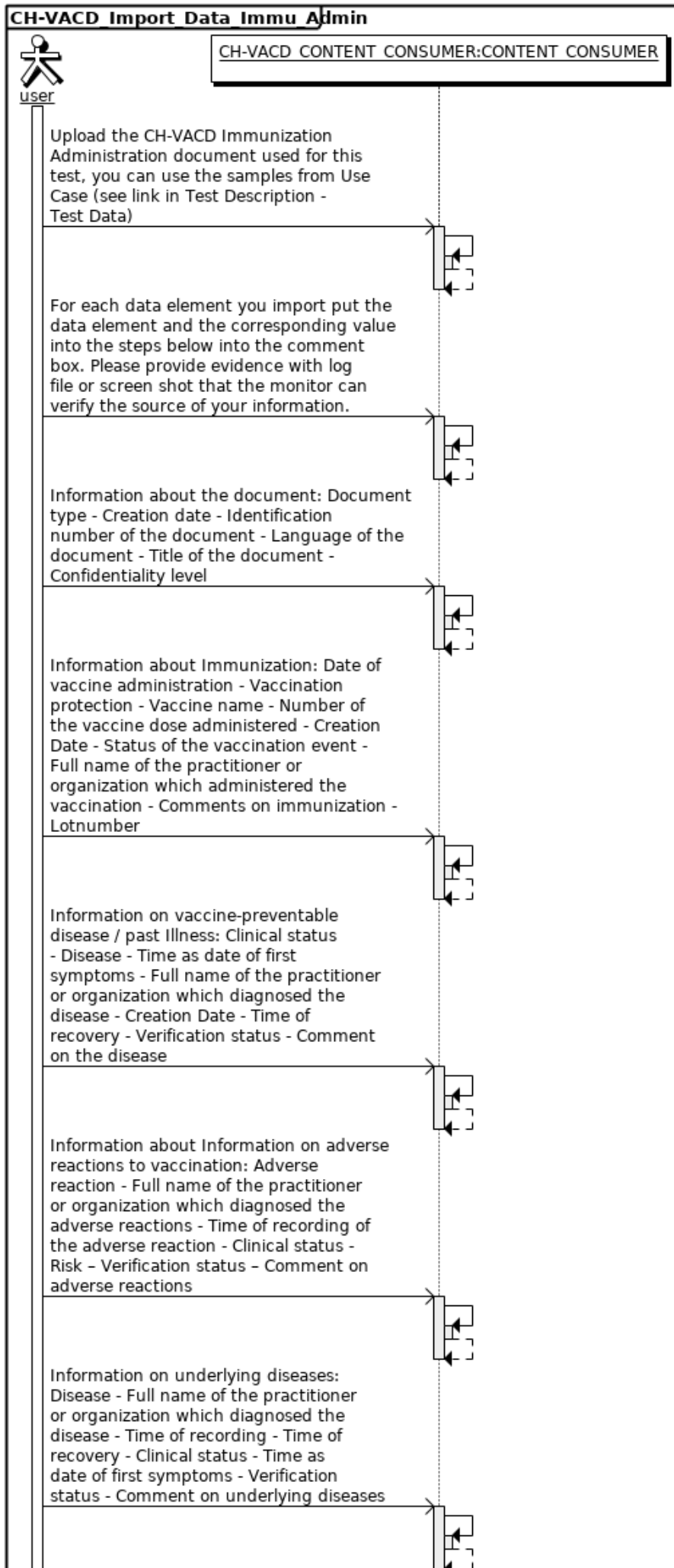
Role in test : CH-VACD_CONTENT_CONSUMER (SUT)		Option : R	Nb of instances : 1
Actor	Profile	Option	
CONTENT_CONSUMER	CH-VACD	NONE	

Test Steps

Index	Initiator	Responder	Transaction	Message Type	Secured ?	Option	Description
-------	-----------	-----------	-------------	--------------	-----------	--------	-------------

Test Steps							
Index	Initiator	Responder	Transaction	Message Type	Secured ?	Option	Description
10	CH-VACD_CO NTENT_C ONSUMER	CH-VACD_CON TENT_CONS UMER		None	No	Required	Upload the CH-VACD Immunization Administration document used for this test, you can use the samples from Use Case (see link in Test Description - Test Data)
20	CH-VACD_CO NTENT_C ONSUMER	CH-VACD_CON TENT_CONS UMER		None	No	Required	For each data element you import put the data element and the corresponding value into the steps below into the comment box. Please provide evidence with log file or screen shot that the monitor can verify the source of your information.
30	CH-VACD_CO NTENT_C ONSUMER	CH-VACD_CON TENT_CONS UMER		None	No	Required	Information about the document: Document type - Creation date - Identification number of the document - Language of the document - Title of the document - Confidentiality level
40	CH-VACD_CO NTENT_C ONSUMER	CH-VACD_CON TENT_CONS UMER		None	No	Required	Information about Immunization: Date of vaccine administration - Vaccination protection - Vaccine name - Number of the vaccine dose administered - Creation Date - Status of the vaccination event - Full name of the practitioner or organization which administered the vaccination - Comments on immunization - Lotnumber
50	CH-VACD_CO NTENT_C ONSUMER	CH-VACD_CON TENT_CONS UMER		None	No	Required	Information on vaccine-preventable disease / past illness: Clinical status - Disease - Time as date of first symptoms - Full name of the practitioner or organization which diagnosed the disease - Creation Date - Time of recovery - Verification status - Comment on the disease
60	CH-VACD_CO NTENT_C ONSUMER	CH-VACD_CON TENT_CONS UMER		None	No	Required	Information about Information on adverse reactions to vaccination: Adverse reaction - Full name of the practitioner or organization which diagnosed the adverse reactions - Time of recording of the adverse reaction - Clinical status - Risk - Verification status - Comment on adverse reactions
70	CH-VACD_CO NTENT_C ONSUMER	CH-VACD_CON TENT_CONS UMER		None	No	Required	Information on underlying diseases: Disease - Full name of the practitioner or organization which diagnosed the disease - Time of recording - Time of recovery - Clinical status - Time as date of first symptoms - Verification status - Comment on underlying diseases

Sequence Diagram



Test case #13728 CH-VACD_Import_Data_Immunization

Test Summary

Keyword : CH-VACD_Import_Data_Immu_Req_Msg **Type :** conformity assessment
Name : CH-VACD_Import_Data_Immunization **Peer Type :** NO_PEER_TEST
Version : 1.0 **Status :** ready
Author : Imichel **Verified by :** **Not verified**
Date of last 2023-06-21 17:03:32.156652 by Imichel

Short Description : Import Vaccination Record document data

Test Description

Short Description

This test case is used to verify that the Content Consumer can import discrete data elements of [CH-VACD documents](#) Immunization Recommendation Request message

Goal

The Content Consumer is able to extract the data elements.

Tested Components

Content Consumer

Prerequisite

CH-VACD document, see Test Data below.

Test Data

A samples can be found at this address ([en](#)).

Description

The Content Consumer has to demonstrate that it can extract data elements.
 Optionally, the Content Consumer can show the extract data in a document by using a stylesheet.

Evidence

Either displaying the data or showing logging information which data elements have been extracted, optionally display the data with the use of a stylesheet.

Evaluation

The Monitor will check that the extracted data elements from the CH-VACD document are correct.

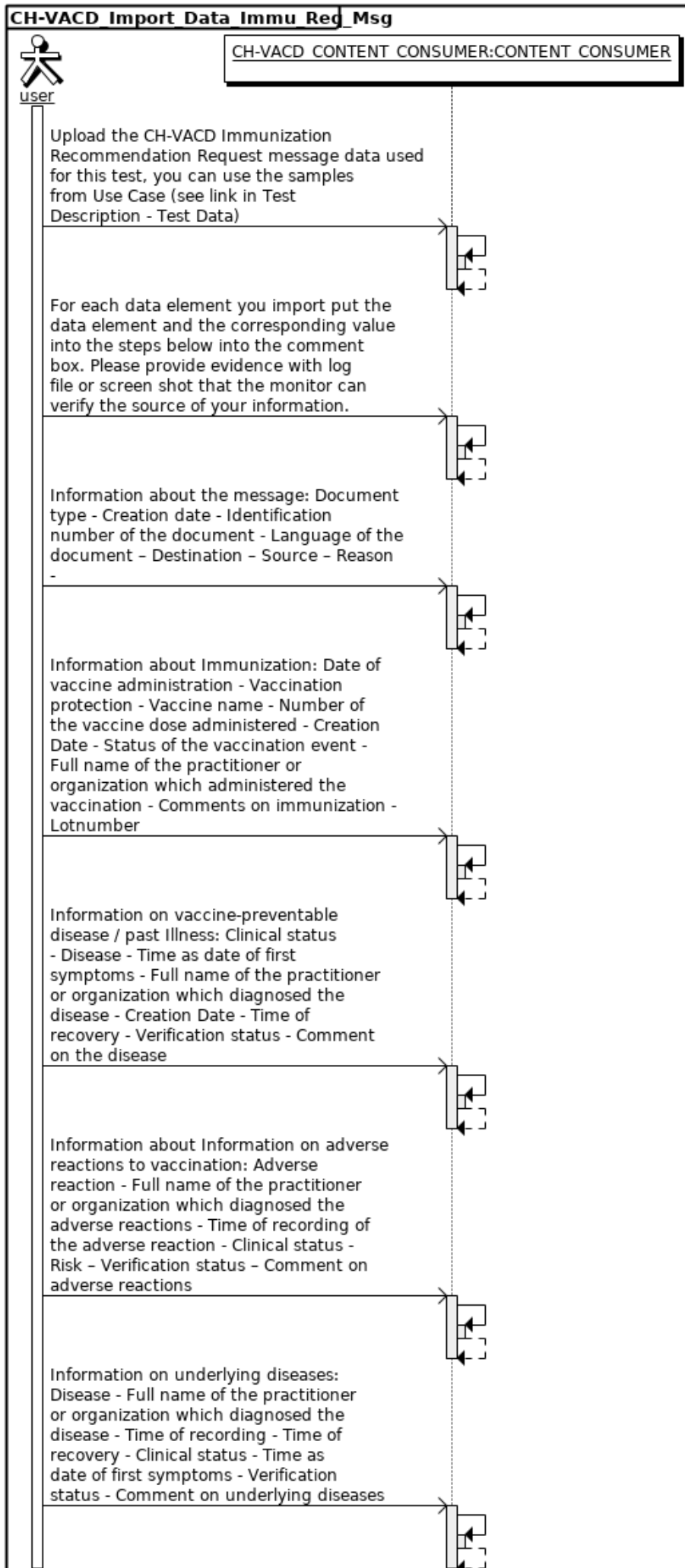
Test Participants

Role in test : CH-VACD_CONTENT_CONSUMER (SUT) **Option :** R **Nb of instances :** 1

Actor	Profile	Option
CONTENT_CONSUMER	CH-VACD	NONE

Test Steps							
Index	Initiator	Responder	Transaction	Message Type	Secured ?	Option	Description
10	CH-VACD_CO NTENT_C ONSUMER	CH-VACD_CON TENT_CONS UMER		None	No	Required	Upload the CH-VACD Immunization Recommendation Request message data used for this test, you can use the samples from Use Case (see link in Test Description - Test Data)
20	CH-VACD_CO NTENT_C ONSUMER	CH-VACD_CON TENT_CONS UMER		None	No	Required	For each data element you import put the data element and the corresponding value into the steps below into the comment box. Please provide evidence with log file or screen shot that the monitor can verify the source of your information.
30	CH-VACD_CO NTENT_C ONSUMER	CH-VACD_CON TENT_CONS UMER		None	No	Required	Information about the message: Document type - Creation date - Identification number of the document - Language of the document – Destination – Source – Reason -
40	CH-VACD_CO NTENT_C ONSUMER	CH-VACD_CON TENT_CONS UMER		None	No	Required	Information about Immunization: Date of vaccine administration - Vaccination protection - Vaccine name - Number of the vaccine dose administered - Creation Date - Status of the vaccination event - Full name of the practitioner or organization which administered the vaccination - Comments on immunization - Lotnumber
50	CH-VACD_CO NTENT_C ONSUMER	CH-VACD_CON TENT_CONS UMER		None	No	Required	Information on vaccine-preventable disease / past illness: Clinical status - Disease - Time as date of first symptoms - Full name of the practitioner or organization which diagnosed the disease - Creation Date - Time of recovery - Verification status - Comment on the disease
60	CH-VACD_CO NTENT_C ONSUMER	CH-VACD_CON TENT_CONS UMER		None	No	Required	Information about Information on adverse reactions to vaccination: Adverse reaction - Full name of the practitioner or organization which diagnosed the adverse reactions - Time of recording of the adverse reaction - Clinical status - Risk – Verification status – Comment on adverse reactions
70	CH-VACD_CO NTENT_C ONSUMER	CH-VACD_CON TENT_CONS UMER		None	No	Required	Information on underlying diseases: Disease - Full name of the practitioner or organization which diagnosed the disease - Time of recording - Time of recovery - Clinical status - Time as date of first symptoms - Verification status - Comment on underlying diseases

Sequence Diagram



Test case #13729 CH-VACD_Import_Data_Immunization

Test Summary

Keyword : CH-VACD_Import_Data_Immu_Resp_Mg **Type :** conformity assessment
Name : CH-VACD_Import_Data_Immunization **Peer Type :** NO_PEER_TEST
Version : 1.0 **Status :** ready
Author : Imichel **Verified by :** **Not verified**
Date of last : 2023-06-21 17:03:41.55229 by Imichel

Short Description : Import Immunization Recommendation Response message data

Test Description

Short Description

This test case is used to verify that the Content Consumer can import discrete data elements of [CH-VACD documents](#) Immunization Recommendation Response message data

Goal

The Content Consumer is able to extract the data elements.

Tested Components

Content Consumer

Prerequisite

CH-VACD document, see Test Data below.

Test Data

A samples can be found at this address ([en](#)) .

Description

The Content Consumer has to demonstrate that it can extract data elements.
 Optionally, the Content Consumer can show the extract data in a document by using a stylesheet.

Evidence

Either displaying the data or showing logging information which data elements have been extracted, optionally display the data with the use of a stylesheet.

Evaluation

The Monitor will check that the extracted data elements from the CH-VACD document are correct.

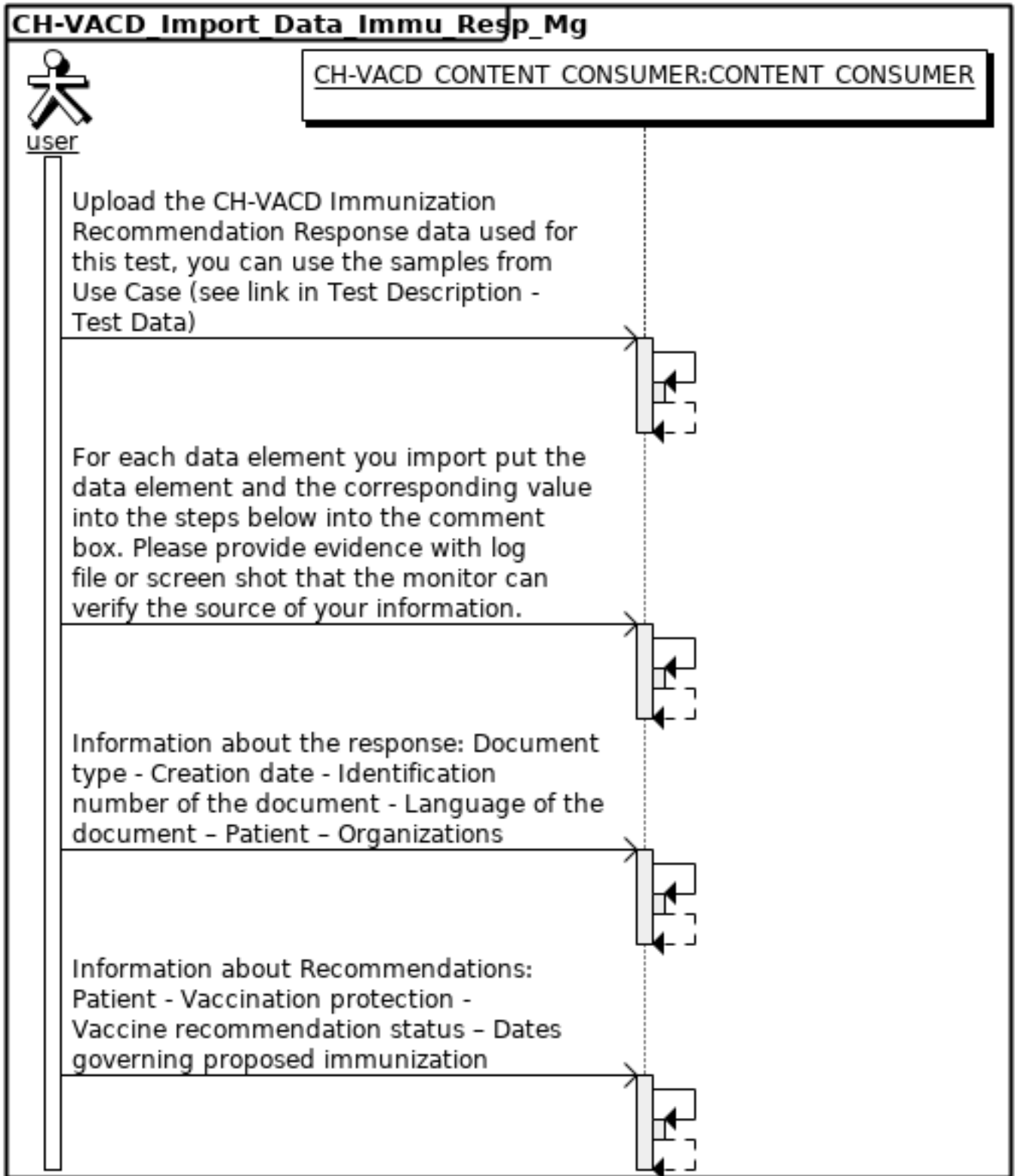
Test Participants

Role in test : CH-VACD_CONTENT_CONSUMER (SUT) **Option :** R **Nb of instances :** 1

Actor	Profile	Option
CONTENT_CONSUMER	CH-VACD	NONE

Test Steps							
Index	Initiator	Responder	Transaction	Message Type	Secured ?	Option	Description
10	CH-VACD_CO NTENT_C ONSUMER	CH-VACD_CON TENT_CONS UMER		None	No	Required	Upload the CH-VACD Immunization Recommendation Response data used for this test, you can use the samples from Use Case (see link in Test Description - Test Data)
20	CH-VACD_CO NTENT_C ONSUMER	CH-VACD_CON TENT_CONS UMER		None	No	Required	For each data element you import put the data element and the corresponding value into the steps below into the comment box. Please provide evidence with log file or screen shot that the monitor can verify the source of your information.
30	CH-VACD_CO NTENT_C ONSUMER	CH-VACD_CON TENT_CONS UMER		None	No	Required	Information about the response: Document type - Creation date - Identification number of the document - Language of the document – Patient – Organizations
40	CH-VACD_CO NTENT_C ONSUMER	CH-VACD_CON TENT_CONS UMER		None	No	Required	Information about Recommendations: Patient - Vaccination protection - Vaccine recommendation status – Dates governing proposed immunization

Sequence Diagram



Test case #13730 CH-VACD_Import_Data_Vaccination Record

Test Summary

Keyword : CH-VACD_Import_Data_Vac_Rec_Doc
Name : CH-VACD_Import_Data_Vaccination
Version : 1.0
Author : Imichel
Date of last : 2023-06-21 17:03:51.673109 by Imichel
Type : conformity assessment
Peer Type : NO_PEER_TEST
Status : ready
Verified by : **Not verified**

Short Description : Import Vaccination Record document data

Test Description

Short Description

This test case is used to verify that the Content Consumer can import discrete data elements of [CH-VACD documents](#) Vaccination Record document data

Goal

The Content Consumer is able to extract the data elements.

Tested Components

Content Consumer

Prerequisite

CH-VACD document, see Test Data below.

Test Data

A samples can be found at this address ([en](#)) .

Description

The Content Consumer has to demonstrate that it can extract data elements.
 Optionally, the Content Consumer can show the extract data in a document by using a stylesheet.

Evidence

Either displaying the data or showing logging information which data elements have been extracted, optionally display the data with the use of a stylesheet.

Evaluation

The Monitor will check that the extracted data elements from the CH-VACD document are correct.

Test Participants

Role in test : CH-VACD_CONTENT_CONSUMER (SUT) **Option :** R **Nb of instances :** 1

Actor	Profile	Option
CONTENT_CONSUMER	CH-VACD	NONE

Test Steps							
Index	Initiator	Responder	Transaction	Message Type	Secured ?	Option	Description
10	CH-VACD_CO NTENT_C ONSUMER	CH-VACD_CON TENT_CONS UMER		None	No	Required	Upload the CH-VACD Vaccination Record document data used for this test, you can use the samples from Use Case (see link in Test Description - Test Data)
20	CH-VACD_CO NTENT_C ONSUMER	CH-VACD_CON TENT_CONS UMER		None	No	Required	For each data element you import put the data element and the corresponding value into the steps below into the comment box. Please provide evidence with log file or screen shot that the monitor can verify the source of your information.
30	CH-VACD_CO NTENT_C ONSUMER	CH-VACD_CON TENT_CONS UMER		None	No	Required	Information about the document: Document type - Creation date - Identification number of the document - Language of the document - Title of the document - Confidentiality level
40	CH-VACD_CO NTENT_C ONSUMER	CH-VACD_CON TENT_CONS UMER		None	No	Required	Information about Immunization: Date of vaccine administration - Vaccination protection - Vaccine name - Number of the vaccine dose administered - Creation Date - Status of the vaccination event - Full name of the practitioner or organization which administered the vaccination - Comments on immunization - Lotnumber
50	CH-VACD_CO NTENT_C ONSUMER	CH-VACD_CON TENT_CONS UMER		None	No	Required	Information on vaccine-preventable disease / past illness: Clinical status - Disease - Time as date of first symptoms - Full name of the practitioner or organization which diagnosed the disease - Creation Date - Time of recovery - Verification status - Comment on the disease
60	CH-VACD_CO NTENT_C ONSUMER	CH-VACD_CON TENT_CONS UMER		None	No	Required	Information about Information on adverse reactions to vaccination: Adverse reaction - Full name of the practitioner or organization which diagnosed the adverse reactions - Time of recording of the adverse reaction - Clinical status - Risk - Verification status - Comment on adverse reactions
70	CH-VACD_CO NTENT_C ONSUMER	CH-VACD_CON TENT_CONS UMER		None	No	Required	Information on underlying diseases: Disease - Full name of the practitioner or organization which diagnosed the disease - Time of recording - Time of recovery - Clinical status - Time as date of first symptoms - Verification status - Comment on underlying diseases

Sequence Diagram

