

Table of Contents

CHADR_due_to_ATC_for_Provider	1
CHADR_due_to_ATC_for_Provider_Error	4
CHADR_due_to_PPQ_for_Provider	7
CHADR_due_to_PPQ_for_Provider_Error	10
CHADR_due_to_XDS_for_Provider	12
CHADR_due_to_XDS_for_Provider_Error	15
CHADR_FOR_CONSUMER	17

Test case #13147 CHADR_due_to_ATC_for_Provider

Test Summary

Keyword : CHADR_due_to_ATC_for_Provider
Name : CHADR_due_to_ATC_for_Provider
Version : 1.1
Author : ycadoret
Date of last : 2022-06-21 16:54:12.364773 by sthiam

Type : conformity assessment
Peer Type : NO_PEER_TEST
Status : ready
Verified by : aeschlimann

Short Description : Authorization Decision Provider

Test Description

Special Instructions

In this case, your system acting as ADR Provider must respond to a simulated ADR request. The goal is to obtain access rights for ATC from policies from a PPQ Policy Repository simulator.

This test will use the following data :

Patient : Nilesch WITTWER-CHRISTEN (EPR-SPID : 761337610411265304^^^SPID&2.16.756.5.30.1.127.3.10.3&ISO)

PPQ Policy Repository : <https://ehealthsuisse.ihe-europe.net:10443/ppq-repository?wsdl>

Sender of the request : Nilesch WITTWER-CHRISTEN (PAT, username **nwitterchristen**) OR Ann ANDREWS (HCP, username **aandrews**)

Description

The requests will be sent to your SUT from Gazelle Webservice Tester. To execute this test:

1. Access [Gazelle Webservice Tester](#) and log into the application;
2. Go to the menu "Run";
3. Select the test project name **EPR CH:ADR Provider PAT** from the drop-down list;
4. Select test suite **ADR_for_ATC_Provider_valid_case TestSuite** by ticking the checkbox in front of its name;
5. Enter the URL of your system under test endpoint (shall be a secured endpoint)
6. Click on "Run" button
7. Wait for the script to complete its execution;
8. When the script stops, copy the permanent link of the execution to the test step in Gazelle Test Management

The conformance of the responses sent back by your system shall be assessed. In Gazelle Webservice Tester, validate the message in EVSClient. To do so:

1. Click on the play icon next to the response type;
2. You have been redirected to EVSClient, select the validator "XML" then select extension **CH:ADR and** validator **CH:ADR_due_to_ATC** and hit the "Go" button;
3. Once the page of the validator opens, select the appropriate entry in the drop-down list and click on "Validate";
4. When the validation report shows up, a pop-up raises for returning the validation report to GWT, click on "OK";

Evaluation

- The StatusCode of the response must be : **urn:oasis:names:tc:xacml:1.0:status:ok** and the decision must be **Permit**.
- The validation in EVSClient must be **Passed**

Test Participants

Role in test : CH_ADR_CONSUMER_SIMULATOR (Tool)	Option : R	Nb of instances : 1
--	-------------------	----------------------------

Role in test : CH_ADR_PROVIDER (SUT)	Option : R	Nb of instances : 1
---	-------------------	----------------------------

Actor	Profile	Option
X-SERV-PROV	XUA	NONE

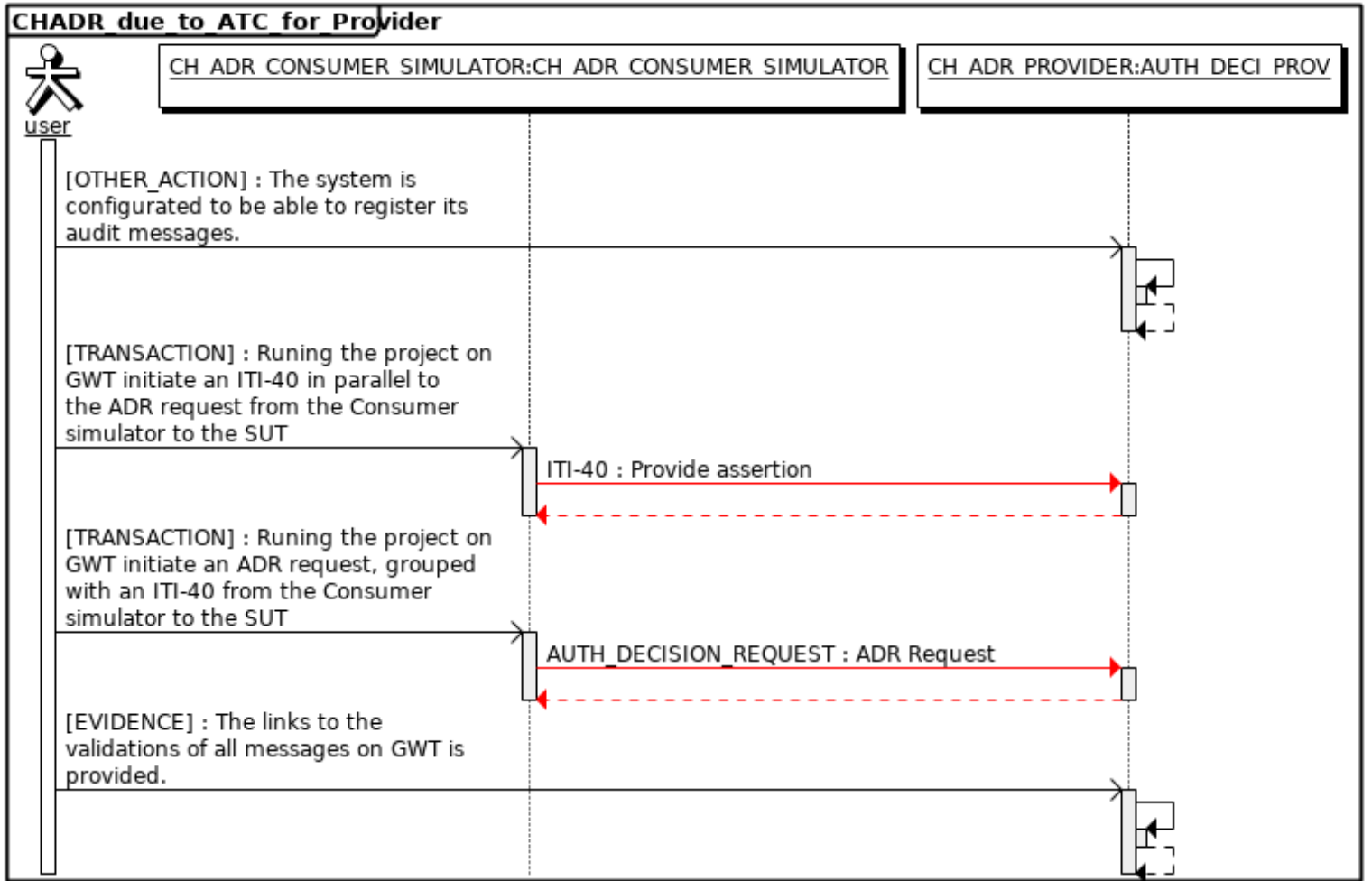
Test Participants

Actor	Profile	Option
AUTH_DECI_PROV	CH:ADR	NONE

Test Steps

Index	Initiator	Responder	Transaction	Message Type	Secured ?	Option	Description
10	CH_ADR_PROVIDER	CH_ADR_PROVIDER		None	No	Required	[OTHER_ACTION] : The system is configured to be able to register its audit messages.
15	CH_ADR_CONSUMER_SIMULATOR	CH_ADR_PROVIDER	ITI-40	Provide assertion	Yes	Required	[TRANSACTION] : Running the project on GWT initiate an ITI-40 in parallel to the ADR request from the Consumer simulator to the SUT
20	CH_ADR_CONSUMER_SIMULATOR	CH_ADR_PROVIDER	AUTH_DECISION_REQUEST	ADR Request	Yes	Required	[TRANSACTION] : Running the project on GWT initiate an ADR request, grouped with an ITI-40 from the Consumer simulator to the SUT
30	CH_ADR_PROVIDER	CH_ADR_PROVIDER		None	No	Required	[EVIDENCE] : The links to the validations of all messages on GWT is provided.

Sequence Diagram



Test case #13148 CHADR_due_to_ATC_for_Provider_Error

Test Summary

Keyword : CHADR_due_to_ATC_for_Provider_Error **Type :** conformity assessment
Name : CHADR_due_to_ATC_for_Provider_Error **Peer Type :** NO_PEER_TEST
Version : 1.2 **Status :** ready
Author : ycadoret **Verified by :** aeschlimann
Date of last : 2023-06-30 11:06:42.522522 by vhofman

Short Description : Authorization Decision Provider Error case

Test Description

Special Instruction

In this case, your system acting as ADR Provider must respond to a simulated ADR request. The goal is to obtain access rights for ATC from policies from a PPQ Policy Repository simulator.
Please use GWT to initiate the request, the role and the related resource-id must be defined.

This test will use the following data :

Patient : **Nilesh WITTWER-CHRISTEN** (EPR-SPID : 761337610411265304^^^SPID&2.16.756.5.30.1.127.3.10.3&ISO)

PPQ Policy Repository : <https://ehealthsuisse.lhe-europe.net:10443/ppq-repository?wsdl>

Sender of the request : **Nilesh WITTWER-CHRISTEN** (PAT, username **nwitterchristen**) OR **Ann ANDREWS** (HCP, username **aandrews**)

Description

The requests will be sent to your SUT from Gazelle Webservice Tester. To execute this test:

1. Access Gazelle Webservice Tester and log into the application;
2. Go to the menu "Run";
3. Select the test project name **EPR CH:ADR Provider** from the drop-down list;
4. Select test suite **ADR_for_ATC_Provider_invalid_case TestSuite** by ticking the checkbox in front of its name;
5. Enter the URL of your system under test endpoint (shall be a secured endpoint)
6. In this case, the extension id will automatically be replaced by an invalid value (such as '333')
7. Click on "Run" button
8. Wait for the script to complete its execution;
9. When the script stops, copy the permanent link of the execution to the test step in Gazelle Test Management

The conformance of the responses sent back by your system shall be assessed. In Gazelle Webservice Tester, [for the following test steps], validate the message in EVSClient. To do so:

1. Click on the play icon next to the response type;
2. You have been redirected to EVSClient, select the validator "**CH:ADR**" in the EPR Group and click on the Go button;
3. Then select the validation profile "**CH:ADR_due_to_ATC_request**" and click on "Validate";
4. When the validation report shows up, a pop-up raises for returning the validation report to GWT, click on "OK";

Evaluation

- The status of the response must be : **error:not-holder-of-patient-policies**
- The Decision must be : **Indeterminate**
- The validation in EVSClient must be : **Passed**

Test Participants

Role in test : CH_ADR_CONSUMER_SIMULATOR (Tool)	Option : R	Nb of instances : 1
--	-------------------	----------------------------

Role in test : CH_ADR_PROVIDER (SUT)	Option : R	Nb of instances : 1
---	-------------------	----------------------------

Actor	Profile	Option
X-SERV-PROV	XUA	NONE

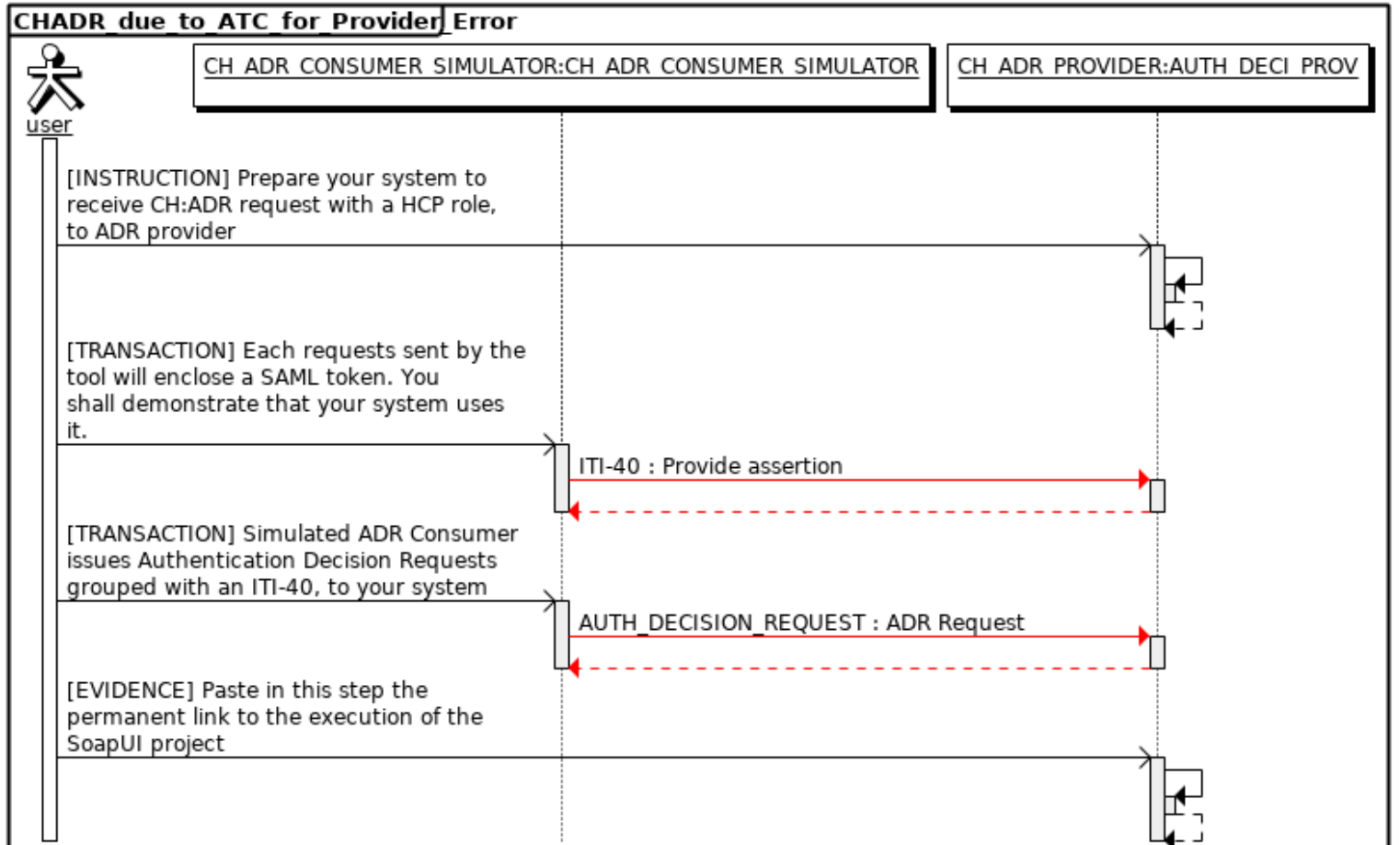
Test Participants

Actor	Profile	Option
AUTH_DECI_PROV	CH:ADR	NONE

Test Steps

Index	Initiator	Responder	Transaction	Message Type	Secured ?	Option	Description
10	CH_ADR_PROVIDER	CH_ADR_PROVIDER		None	No	Required	[INSTRUCTION] Prepare your system to receive CH:ADR request with a HCP role, to ADR provider
15	CH_ADR_CONSUMER_SIMULATOR	CH_ADR_PROVIDER	ITI-40	Provide assertion	Yes	Required	[TRANSACTION] Each requests sent by the tool will enclose a SAML token. You shall demonstrate that your system uses it.
20	CH_ADR_CONSUMER_SIMULATOR	CH_ADR_PROVIDER	AUTH_DECISION_REQUEST	ADR Request	Yes	Required	[TRANSACTION] Simulated ADR Consumer issues Authentication Decision Requests grouped with an ITI-40, to your system
30	CH_ADR_PROVIDER	CH_ADR_PROVIDER		None	No	Required	[EVIDENCE] Paste in this step the permanent link to the execution of the SoapUI project

Sequence Diagram



Test case #12899 CHADR_due_to_PPQ_for_Provider

Test Summary

Keyword : CHADR_due_to_PPQ_for_Provider **Type :** conformity assessment
Name : CHADR_due_to_PPQ_for_Provider **Peer Type :** NO_PEER_TEST
Version : 1.1 **Status :** ready
Author : ycadoret **Verified by :** aeschlimann
Date of last : 2022-06-21 17:32:56.068243 by sthiam

Short Description : Authorization Decision Provider

Test Description

Special Instructions

In this case, your system acting as ADR Provider must respond to a simulated ADR request. The goal is to obtain access rights for PPQ transactions from policies from a PPQ Policy Repository simulator.

This test will use the following data :

Patient : **Nilesh WITTWER-CHRISTEN** (EPR-SPID : **761337610411265304^^^SPID&2.16.756.5.30.1.127.3.10.3&ISO**)

PPQ Policy Repository : <https://ehealthsuisse.ihe-europe.net:10443/ppq-repository?wsdl>

Sender of the request : **Nilesh WITTWER-CHRISTEN** (PAT, username **nwitterchristen**) OR **Ann ANDREWS** (HCP, username **aandrews**)

Description

The requests will be sent to your SUT from Gazelle Webservice Tester. To execute this test:

1. Access [Gazelle Webservice Tester](#) and log into the application;
2. Go to the menu "Run";
3. Select the test project name **EPR CH:ADR Provider** from the drop-down list;
4. Select test suite **ADR_for_PPQ_Provider_valid_case TestSuite** by ticking the checkbox in front of its name;
5. Enter the URL of your system under test endpoint (shall be a secured endpoint)
6. Click on "Run" button
7. Wait for the script to complete its execution;
8. When the script stops, copy the permanent link of the execution to the test step in Gazelle Test Management

The conformance of the responses sent back by your system shall be assessed. In Gazelle Webservice Tester, validate the message in EVSClient. To do so:

1. Click on the play icon next to the response type;
2. You have been redirected to EVSClient, select the validator "XML" select extension "CH:ADR" and validator **CH:ADR_due_to_PPQ** and hit the "Go" button;
3. Once the page of the validator opens, select the appropriate entry in the drop-down list and click on "Validate";
4. When the validation report shows up, a pop-up raises for returning the validation report to GWT, click on "OK";

Evaluation

- The StatusCode of the response : **urn:oasis:names:tc:xacml:1.0:status:ok** and the decision must be **Permit**.
- The validation in EVSClient must be **Passed**

Test Participants

Role in test : CH_ADR_CONSUMER_SIMULATOR (Tool)	Option : R	Nb of instances : 1
--	-------------------	----------------------------

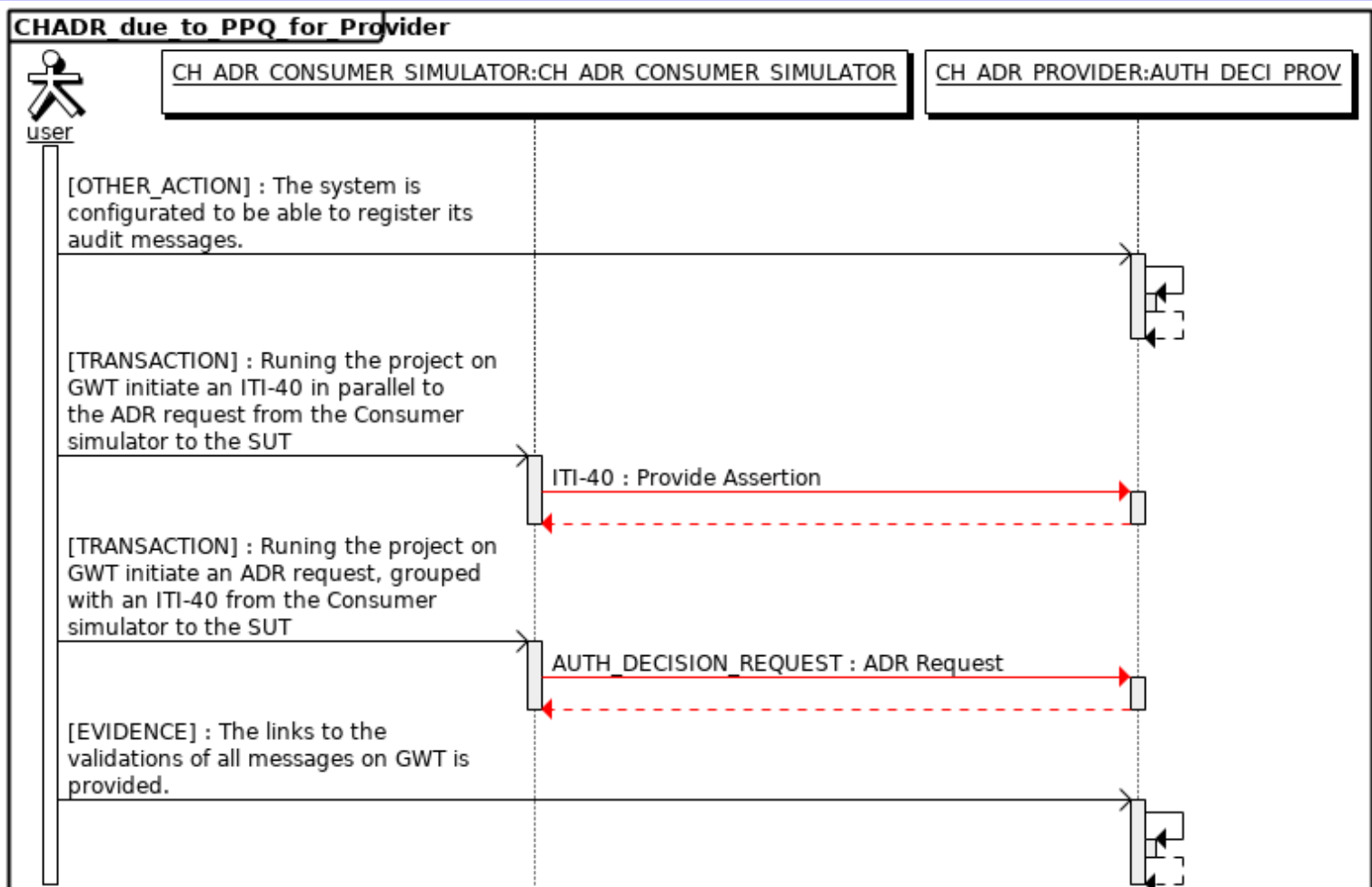
Role in test : CH_ADR_PROVIDER (SUT)	Option : R	Nb of instances : 1
---	-------------------	----------------------------

Actor	Profile	Option
X-SERV-PROV	XUA	NONE
AUTH_DECI_PROV	CH:ADR	NONE

Test Steps

Index	Initiator	Responder	Transaction	Message Type	Secured ?	Option	Description
10	CH_ADR_PROVIDER	CH_ADR_PROVIDER		None	No	Required	[OTHER_ACTION] : The system is configured to be able to register its audit messages.
15	CH_ADR_CONSUMER_SIMULATOR	CH_ADR_PROVIDER	ITI-40	Provide Assertion	Yes	Required	[TRANSACTION] : Runing the project on GWT initiate an ITI-40 in parallel to the ADR request from the Consumer simulator to the SUT
20	CH_ADR_CONSUMER_SIMULATOR	CH_ADR_PROVIDER	AUTH_DECISION_REQUEST	ADR Request	Yes	Required	[TRANSACTION] : Runing the project on GWT initiate an ADR request, grouped with an ITI-40 from the Consumer simulator to the SUT
30	CH_ADR_PROVIDER	CH_ADR_PROVIDER		None	No	Required	[EVIDENCE] : The links to the validations of all messages on GWT is provided.

Sequence Diagram



Test case #12927 CHADR_due_to_PPQ_for_Provider_Error

Test Summary

Keyword : CHADR_due_to_PPQ_for_Provider_Error **Type :** conformity assessment
Name : CHADR_due_to_PPQ_for_Provider_Error **Peer Type :** NO_PEER_TEST
Version : 1.1 **Status :** ready
Author : ycadoret **Verified by :** aeschlimann
Date of last : 2022-04-07 14:30:16.097817 by vhofman

Short Description : Authorization Decision Provider Error case

Test Description

Special Instructions

In this case, your system acting as ADR Provider must respond to a simulated ADR request. The goal is to obtain access rights for PPQ transactions from policies from a PPQ Policy Repository simulator.

This test will use the following data :

Patient : Nilesch WITTWER-CHRISTEN (EPR-SPID : 761337610411265304^^^SPID&2.16.756.5.30.1.127.3.10.3&ISO)

PPQ Policy Repository : <https://ehealthsuisse.ihe-europe.net:10443/ppq-repository?wsdl>

Sender of the request : Nilesch WITTWER-CHRISTEN (PAT, username **nwittwerchristen**) OR Ann ANDREWS (HCP, username **aandrews**)

Description

The requests will be sent to your SUT from Gazelle Webservice Tester. To execute this test:

1. Access [Gazelle Webservice Tester](#) and log into the application;
2. Go to the menu "Run";
3. Select the test project name **EPR CH:ADR Provider For HCP** from the drop-down list;
4. Select test suite **ADR_for_PPQ_Provider_invalid_case TestSuite** by ticking the checkbox in front of its name;
5. Enter the URL of your system under test endpoint (shall be a secured endpoint)
6. In this case, there are two tests; with **unknown_subject** and **unknown_extension**.

For each test, the valid value will automatically be replaced by an invalid value (such as '3333')

7. Click on "Run" button
8. Wait for the script to complete its execution;
9. When the script stops, copy the permanent link of the execution to the test step in Gazelle Test Management

The conformance of the responses sent back by your system shall be assessed. In Gazelle Webservice Tester, [for the following test steps], validate the message in EVSClient. To do so:

1. Click on the play icon next to the response type;
2. You have been redirected to EVSClient, select extension **CH:ADR** and validator **CH:ADR_due_to_PPQ** and hit the "Go" button;
3. Once the page of the validator opens, select the appropriate entry in the drop-down list and click on "Validate";
4. When the validation report shows up, a pop-up raises for returning the validation report to GWT, click on "OK";

Evaluation

- The status of the response for the **unknown_subject** test must be "success" and the decision must be "NotApplicable".
- The **unknown_extension** test the response must be "not-holder-of-patient-policies" and the decision must be "Indeterminate".
- The validation in EVSClient must return **Passed**

Test Participants

Role in test : CH_ADR_CONSUMER_SIMULATOR (Tool)	Option : R	Nb of instances : 1
--	-------------------	----------------------------

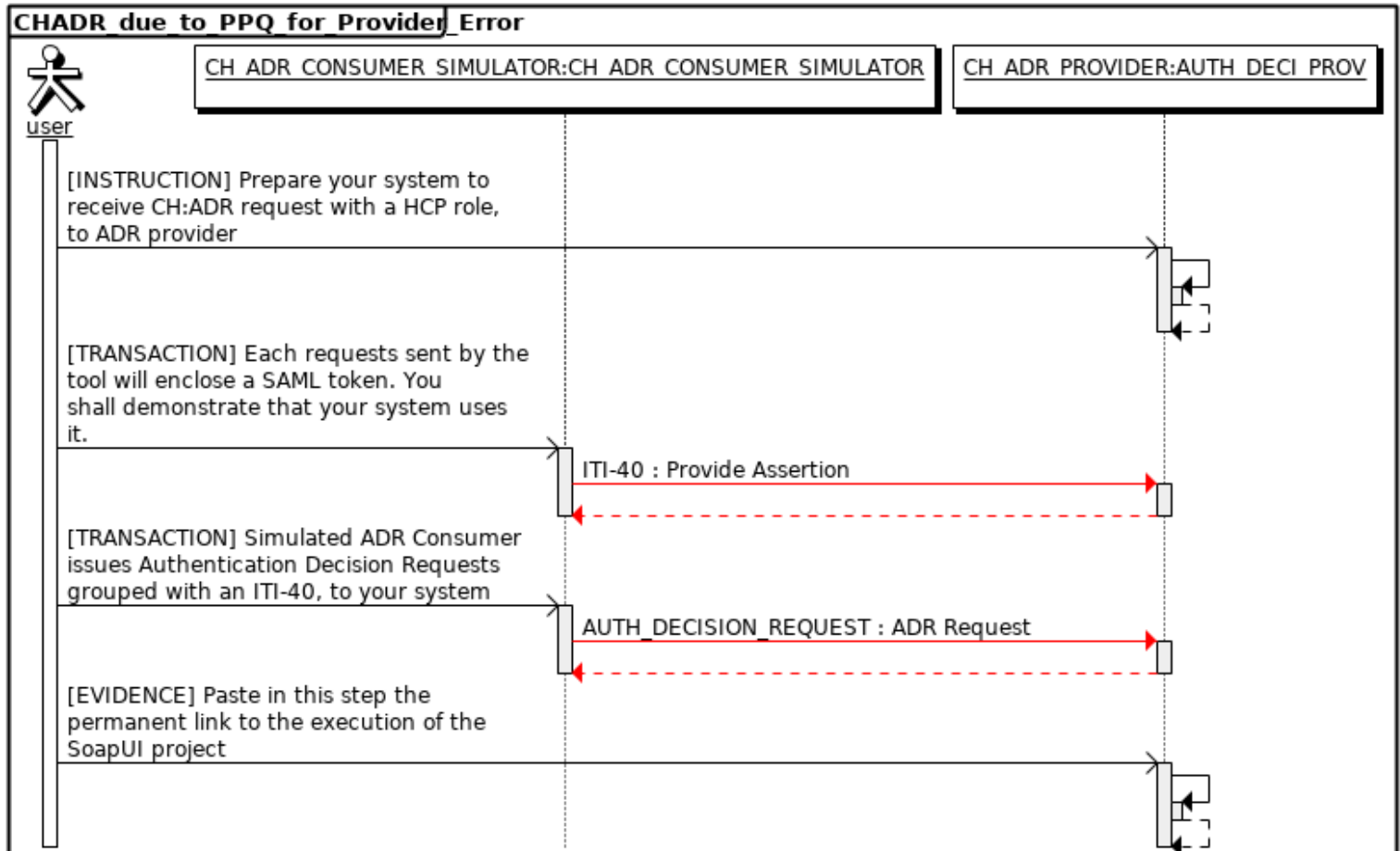
Role in test : CH_ADR_PROVIDER (SUT)	Option : R	Nb of instances : 1
---	-------------------	----------------------------

Actor	Profile	Option
X-SERV-PROV	XUA	NONE
AUTH_DECI_PROV	CH:ADR	NONE

Test Steps

Index	Initiator	Responder	Transaction	Message Type	Secured ?	Option	Description
10	CH_ADR_PROVIDER	CH_ADR_PROVIDER		None	No	Required	[INSTRUCTION] Prepare your system to receive CH:ADR request with a HCP role, to ADR provider
15	CH_ADR_CONSUMER_SIMULATOR	CH_ADR_PROVIDER	ITI-40	Provide Assertion	Yes	Required	[TRANSACTION] Each requests sent by the tool will enclose a SAML token. You shall demonstrate that your system uses it.
20	CH_ADR_CONSUMER_SIMULATOR	CH_ADR_PROVIDER	AUTH_DECISION_REQUEST	ADR Request	Yes	Required	[TRANSACTION] Simulated ADR Consumer issues Authentication Decision Requests grouped with an ITI-40, to your system
30	CH_ADR_PROVIDER	CH_ADR_PROVIDER		None	No	Required	[EVIDENCE] Paste in this step the permanent link to the execution of the SoapUI project

Sequence Diagram



Test case #12894 CHADR_due_to_XDS_for_Provider

Test Summary

Keyword : CHADR_due_to_XDS_for_Provider **Type :** conformity assessment
Name : CHADR_due_to_XDS_for_Provider **Peer Type :** NO_PEER_TEST
Version : 1.1 **Status :** ready
Author : ycadoret **Verified by :** aeschlimann
Date of last : 2019-12-09 16:31:54.14897 by aeschlimann

Short Description : A simulator sends ADR AuthorizationDecision requests due to XDS requests to an ADR Provider SU

Test Description

Special Instructions

In this case, your system acting as ADR Provider must respond to a simulated ADR request. The goal is to obtain access rights for XDS policies from a PPQ Policy Repository simulator.

The ADR Provider actor is expected to act as a X-Service Provider. This test will also be used to assess this role. In order to do so, you'll need to follow the instructions from this test case :

[XUA_X-SERVICE-PROV_ITI-40](#)

This test will use the following data :

Patient : Nilesh WITTWER-CHRISTEN (EPR-SPID : 761337610411265304^^^SPID&2.16.756.5.30.1.127.3.10.3&ISO)

PPQ Policy Repository : <https://ehealthsuisse.lhe-europe.net:10443/ppq-repository?wsdl>

Sender of the request : Nilesh WITTWER-CHRISTEN (PAT, username **nwitterchristen**) OR Ann ANDREWS (HCP, username **aandrews**)

Description

The requests will be sent to your SUT from Gazelle Webservice Tester. To execute this test:

1. Access Gazelle Webservice Tester and log into the application;
2. Go to the menu "Run";
3. Select the test project name **EPR CH:ADR Provider** from the drop-down list;
4. Select test suite **ADR_for_XDS_Provider_valid_case TestSuite** by ticking the checkbox in front of its name;
5. Enter the URL of your system under test endpoint (shall be a secured endpoint)
6. Click on "Run" button
7. Wait for the script to complete its execution;
8. When the script stops, copy the permanent link of the execution to the test step in Gazelle Test Management

The conformance of the responses sent back by your system shall be assessed. In Gazelle Webservice Tester, [for the following test steps], validate the message in EVSClient. To do so:

1. Click on the play icon next to the response type;
2. You have been redirected to EVSClient, select extension **CH:ADR** and validator **CH:ADR_due_to_XDS** and hit the "Go" button;
3. Once the page of the validator opens, select the appropriate entry in the drop-down list and click on "Validate";
4. When the validation report shows up, a pop-up raises for returning the validation report to GWT, click on "OK";

Evaluation

The monitor will check that you copied the link to this test instance to the corresponding test step of the test case [XUA_X-SERVICE-PROV_ITI-40](#).

- The StatusCode of the response : **urn:oasis:names:tc:xacml:1.0:status:ok**
- The decisions must be **Permit** if the request is sent by the patient Nilesh WITTWER-CHRISTEN.
- The decisions must be **Permit** for normal document and **Deny** for the rest if the request is sent by the HCP Ann ANDREWS.
- The validation in EVSClient must be **Passed**

Test Participants

Role in test : CH_ADR_CONSUMER_SIMULATOR (Tool)	Option : R	Nb of instances : 1
--	-------------------	----------------------------

Role in test : CH_ADR_PROVIDER (SUT)	Option : R	Nb of instances : 1
---	-------------------	----------------------------

Actor	Profile	Option
X-SERV-PROV	XUA	NONE

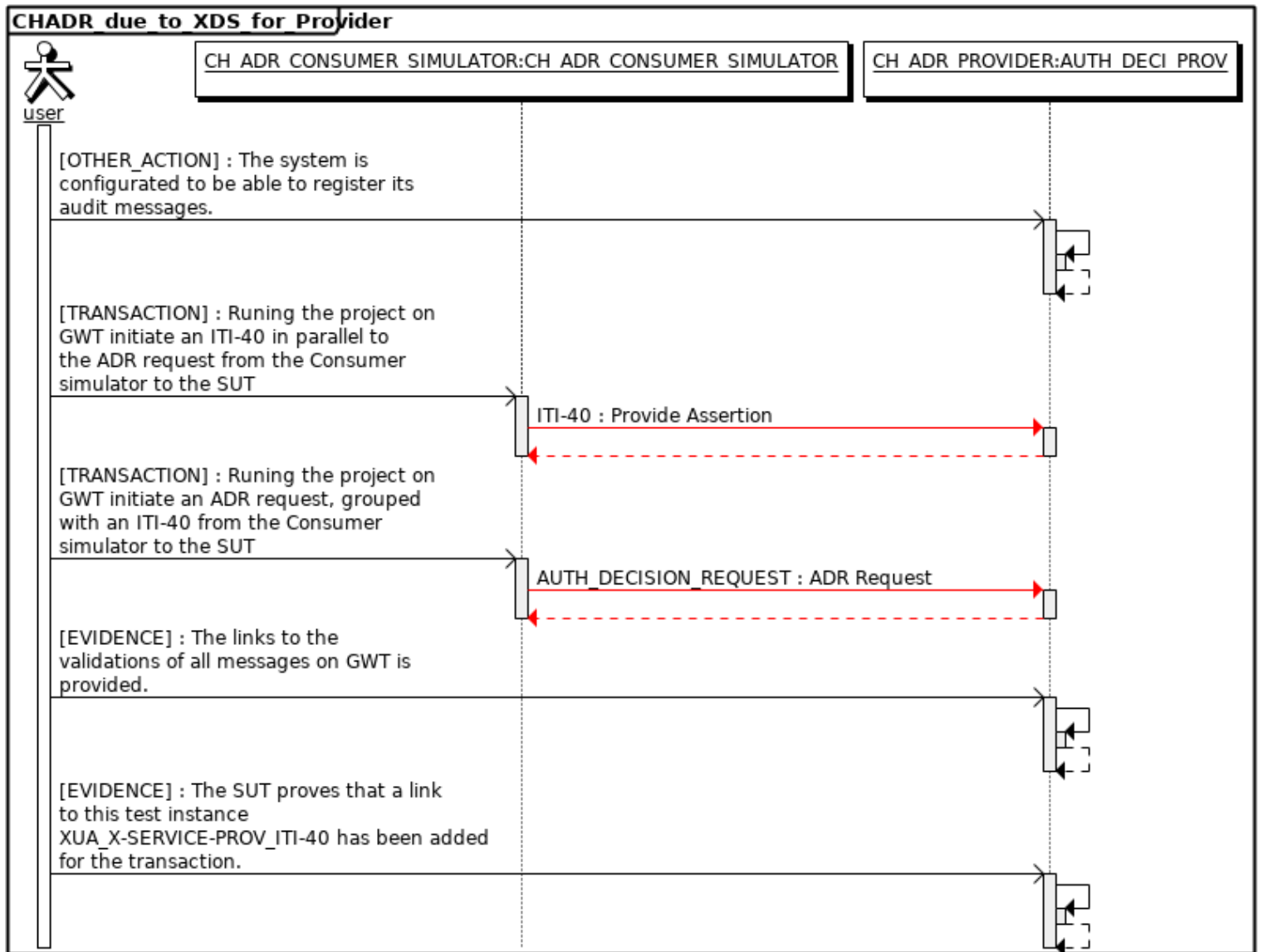
Test Participants

Actor	Profile	Option
AUTH_DECI_PROV	CH:ADR	NONE

Test Steps

Index	Initiator	Responder	Transaction	Message Type	Secured ?	Option	Description
10	CH_ADR_PROVIDER	CH_ADR_PROVIDER		None	No	Required	[OTHER_ACTION] : The system is configured to be able to register its audit messages.
15	CH_ADR_CONSUMER_SIMULATOR	CH_ADR_PROVIDER	ITI-40	Provide Assertion	Yes	Required	[TRANSACTION] : Running the project on GWT initiate an ITI-40 in parallel to the ADR request from the Consumer simulator to the SUT
20	CH_ADR_CONSUMER_SIMULATOR	CH_ADR_PROVIDER	AUTH_DECISION_REQUEST	ADR Request	Yes	Required	[TRANSACTION] : Running the project on GWT initiate an ADR request, grouped with an ITI-40 from the Consumer simulator to the SUT
30	CH_ADR_PROVIDER	CH_ADR_PROVIDER		None	No	Required	[EVIDENCE] : The links to the validations of all messages on GWT is provided.
40	CH_ADR_PROVIDER	CH_ADR_PROVIDER		none	No	Required	[EVIDENCE] : The SUT proves that a link to this test instance XUA_X-SERVICE-PROV_ITI-40 has been added for the transaction.

Sequence Diagram



Test case #12929 CHADR_due_to_XDS_for_Provider_Error

Test Summary

Keyword : CHADR_due_to_XDS_for_Provider_Error **Type :** conformity assessment
Name : CHADR_due_to_XDS_for_Provider_Error **Peer Type :** NO_PEER_TEST
Version : 1.1 **Status :** ready
Author : ycadoret **Verified by :** aeschlimann
Date of last : 2019-12-09 16:34:28.109848 by aeschlimann

Short Description : Authorization Decision Provider

Test Description

Special Instructions

In this case, your system acting as ADR Provider must respond to a simulated ADR request. The goal is to obtain access rights for XDS policies from a PPQ Policy Repository simulator. Please use GWT to initiate the request, the role and the related resource-id must be defined.

This test will use the following data :

Patient : Nilesch WITTWER-CHRISTEN (EPR-SPID : 761337610411265304^^^SPID&2.16.756.5.30.1.127.3.10.3&ISO)

PPQ Policy Repository : <https://ehealthsuisse.ihe-europe.net:10443/ppq-repository?wsdl>

Sender of the request : Nilesch WITTWER-CHRISTEN (PAT, username **nwittwerchristen**) OR Ann ANDREWS (HCP, username **aandrews**)

Description

The requests will be sent to your SUT from Gazelle Webservice Tester. To execute this test:

1. Access Gazelle Webservice Tester and log into the application;
2. Go to the menu "Run";
3. Select the test project name **EPR CH:ADR Provider** from the drop-down list;
4. Select test suite **ADR_for_XDS_Provider_invalid_case TestSuite** by ticking the checkbox in front of its name;
5. Enter the URL of your system under test endpoint (shall be a secured endpoint)
6. In this case, there are two tests; with **unknow_subject**, and **unknow_extension**.
For each test, the valid value will automatically be replaced by an invalid value (such as '3333')
7. Click on "Run" button
8. Wait for the script to complete its execution;
9. When the script stops, copy the permanent link of the execution to the test step in Gazelle Test Management

The conformance of the responses sent back by your system shall be assessed. In Gazelle Webservice Tester, [for the following test steps], validate the message in EVSClient. To do so:

1. Click on the play icon next to the response type;
2. You have been redirected to EVSClient, select extension **CH:ADR** and validator **CH:ADR_due_to_XDS** and hit the "Go" button;
3. Once the page of the validator opens, select the appropriate entry in the drop-down list and click on "Validate";
4. When the validation report shows up, a pop-up raises for returning the validation report to GWT, click on "OK";

Evaluation

- First of all, the status of the response for the **unknow_subject** test must be **success** and the decisions must be **"NotApplicable"**.
- For the **unknow_extension** test the response must be **not-holder-of-patient-policies** and the decisions must be **"Indeterminate"**.
- The validation in EVSClient must return **Passed**

Test Participants

Role in test : CH_ADR_CONSUMER_SIMULATOR (Tool)	Option : R	Nb of instances : 1
--	-------------------	----------------------------

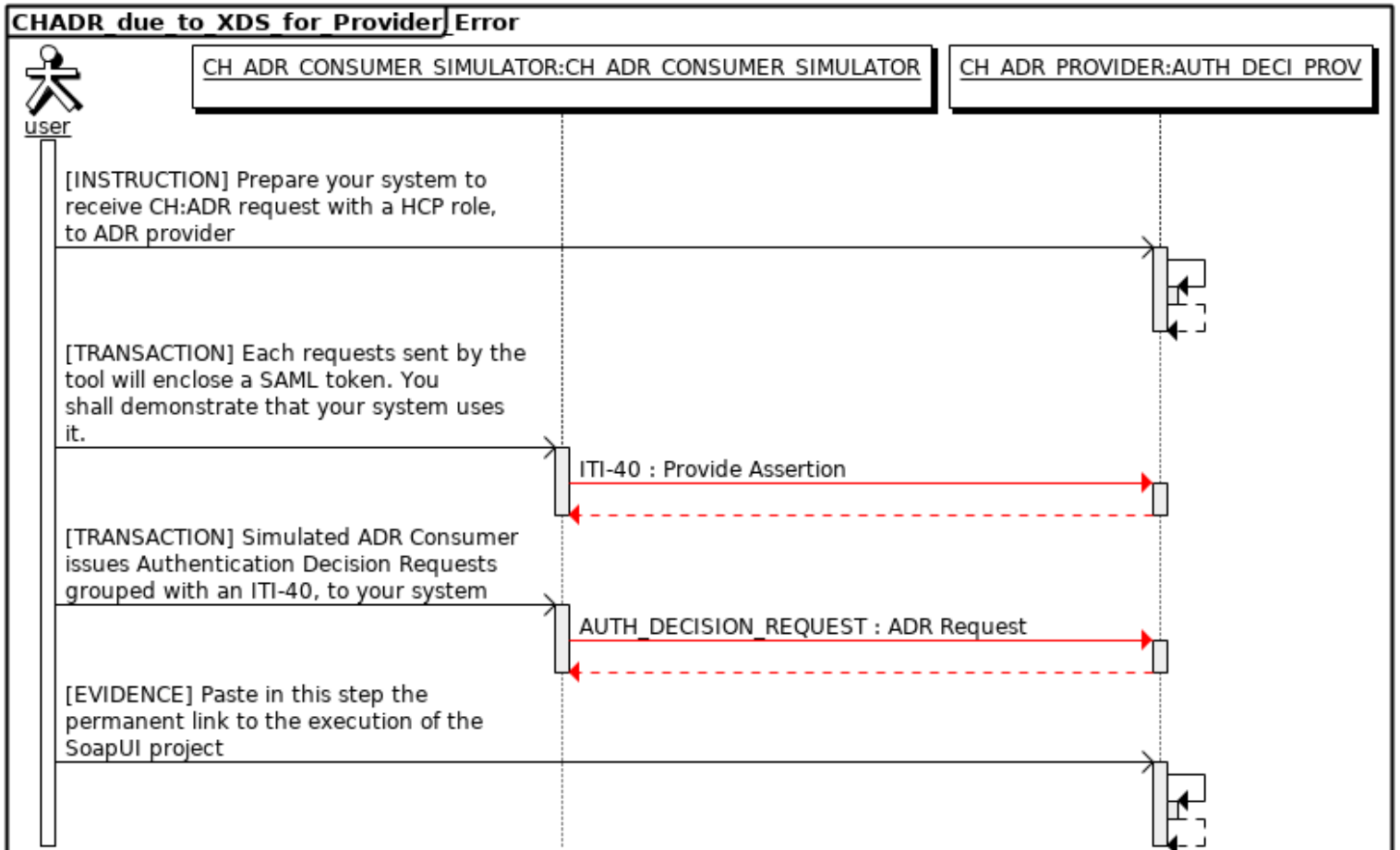
Role in test : CH_ADR_PROVIDER (SUT)	Option : R	Nb of instances : 1
---	-------------------	----------------------------

Actor	Profile	Option
X-SERV-PROV	XUA	NONE
AUTH_DECI_PROV	CH:ADR	NONE

Test Steps

Index	Initiator	Responder	Transaction	Message Type	Secured ?	Option	Description
10	CH_ADR_PROVIDER	CH_ADR_PROVIDER		None	No	Required	[INSTRUCTION] Prepare your system to receive CH:ADR request with a HCP role, to ADR provider
15	CH_ADR_CONSUMER_SIMULATOR	CH_ADR_PROVIDER	ITI-40	Provide Assertion	Yes	Required	[TRANSACTION] Each requests sent by the tool will enclose a SAML token. You shall demonstrate that your system uses it.
20	CH_ADR_CONSUMER_SIMULATOR	CH_ADR_PROVIDER	AUTH_DECISION_REQUEST	ADR Request	Yes	Required	[TRANSACTION] Simulated ADR Consumer issues Authentication Decision Requests grouped with an ITI-40, to your system
30	CH_ADR_PROVIDER	CH_ADR_PROVIDER		None	No	Required	[EVIDENCE] Paste in this step the permanent link to the execution of the SoapUI project

Sequence Diagram



Test case #13522 CHADR_FOR_CONSUMER

Test Summary

Keyword : CHADR_FOR_CONSUMER **Type :** conformity assessment
Name : CHADR_FOR_CONSUMER **Peer Type :** NO_PEER_TEST
Version : 1.1 **Status :** ready
Author : aeschlimann **Verified by :** r.hilary
Date of last : 2023-06-30 11:15:13.239987 by vhofman

Short Description : This test is used to synthesize the testing of the ADR Authorization Decision Consumer actor.

Test Description

Special Instructions

Testing of the ADR Authorization Decision Consumer actor implemented in your system is going to be performed in parallel to the testing of the other transactions protected by ADR. That means that for some test cases, you will be asked to demonstrate that your system is able to send a proper request to an ADR Decision Provider simulator.

Description

On each requests performed during tests where your system should act as an ADR Authorization Decision Consumer, your system must have sent Authorization Decision Query to the ADR Provider simulator. These queries have been recorded in Gazelle Webservice Tester.

Once per test case, in order to validate the conformity of these request you'll need to :

1. Access the messages in Gazelle Webservice Tester from the "Mock messages" menu
2. Find out the message of interest, you can use the filters to ease your search (we also recommend to do it before you move to the next step)
3. The conformance of the request sent by your SUT must be verified, click on the play icon next to the request type
4. You have been redirected to EVSClient, select the validator "CH:ADR" in the EPR Group and click on the Go button. Then select CH:ADR_due_to Profile/transaction tested request (i.e. CH:ADR_due_to_ATC_request)
5. Once the page of the validator opens, select the appropriate entry in the drop-down list and click on "Validate"
6. When the validation report shows up, a pop-up will appear, click on "OK"
7. Copy the permanent link of the validation in the corresponding test step on this page using the "add link" feature.

1. Click on the play icon next to the response type;
2. You have been redirected to EVSClient, select the validator "CH:ADR" in the EPR Group and click on the Go button;
3. Then select the right validation profile in the list and click on "Validate";
4. When the validation report shows up, a pop-up raises for returning the validation report to GWT, click on "OK";

Evaluation

The monitor is expected to review each message validation referenced in the test steps section below, a result **Passed** is required.

The monitor will also be required to check that the answer sent by the simulator is in accordance to the Authorization Decision Query sent by the SUT. The following points must be verified :

- The StatusCode of the response is : urn:oasis:names:tc:xacml:1.0:status:ok
- The resource decision is : Permit

Special case : Error/Invalid Cases :

When playing the invalid cases for the tests for the XDS:Document Registry ITI-18 and ITI-42 transactions and the test step **Error cases / authorization / authorization** from CHATC_ARR_ITI81_ErrorCases , the resource decision changes :

- The resource decision is **NotApplicable** (for most cases) or
- The resource decision is **Deny** in the case of a request sent by an HCP on exclusion list, this case will only occur for XDS:Docment Registry, the rights of the HCP for each query can be found in the **Test Case name in GWT**

It is required to verify every ADR Provider answer for these cases

Test Participants

Role in test : CH_ADR_CONSUMER (SUT)

Option : R

Nb of instances : 1

Actor	Profile	Option
AUTH_DECI_CONS	CH:ADR	NONE

Test Steps							
Index	Initiator	Responder	Transaction	Message Type	Secured ?	Option	Description
10	CH_ADR_CONSUMER	CH_ADR_CONSUMER		None	No	Optional	[EVIDENCE] : Copy/Paste the permanent link to your ADR Authorization Decision query validation on GWT where your system acts as an RMU:Update Responder for the ITI-92 transaction.
20	CH_ADR_CONSUMER	CH_ADR_CONSUMER		None	No	Optional	[EVIDENCE] : Copy/Paste the permanent link to your ADR Authorization Decision query validation on GWT where your system acts as an ATC: Patient Audit Record Repository for the ITI-81 transaction FOR A NOMINAL CASE..
25	CH_ADR_CONSUMER	CH_ADR_CONSUMER		None	No	Optional	[EVIDENCE] : Copy/Paste the permanent link to your ADR Authorization Decision query validation on GWT where your system acts as an ATC: Patient Audit Record Repository FOR THE ERROR/AUTHORIZATION/AUTHORIZATION TEST STEP
30	CH_ADR_CONSUMER	CH_ADR_CONSUMER		None	No	Optional	[EVIDENCE] : Copy/Paste the permanent link to your ADR Authorization Decision query validation on GWT where your system acts as a PPQ:Policy Repository for the PPQ-1 transaction.
40	CH_ADR_CONSUMER	CH_ADR_CONSUMER		None	No	Optional	[EVIDENCE] : Copy/Paste the permanent link to your ADR Authorization Decision query validation on GWT where your system acts as a PPQ:Policy Repository for the PPQ-2 transaction.
50	CH_ADR_CONSUMER	CH_ADR_CONSUMER		None	No	Optional	[EVIDENCE] : Copy/Paste the permanent link to your ADR Authorization Decision query validation on GWT where your system acts as a CHXDS:Document Registry for the ITI-57 transaction.
60	CH_ADR_CONSUMER	CH_ADR_CONSUMER		None	No	Required	[EVIDENCE] : Copy/Paste the permanent link to your ADR Authorization Decision query validation on GWT where your system acts as a CHXDS:Document Registry for the ITI-18 transaction FOR A NOMINAL CASE.
70	CH_ADR_CONSUMER	CH_ADR_CONSUMER		None	No	Required	[EVIDENCE] : Copy/Paste the permanent link to your ADR Authorization Decision query validations on GWT where your system acts as a CHXDS:Document Registry for the ITI-18 transaction FOR ONE INVALID CASES.
80	CH_ADR_CONSUMER	CH_ADR_CONSUMER		None	No	Optional	[EVIDENCE] : Copy/Paste the permanent link to your ADR Authorization Decision query validation on GWT where your system acts as a CHXDS:Document Registry for the ITI-42 transaction FOR A NOMINAL CASE

Test Steps

Index	Initiator	Responder	Transaction	Message Type	Secured ?	Option	Description
90	CH_ADR_CONSUMER	CH_ADR_CONSUMER		None	No	Optional	

[EVIDENCE] : Copy/Paste the permanent link to your ADR Authorization Decision query validations on GWT where your system acts as a CHXDS:Document Registry for the ITI-42 transaction FOR ONE INVALID CASES.

Sequence Diagram

