



# Factsheet

Date:

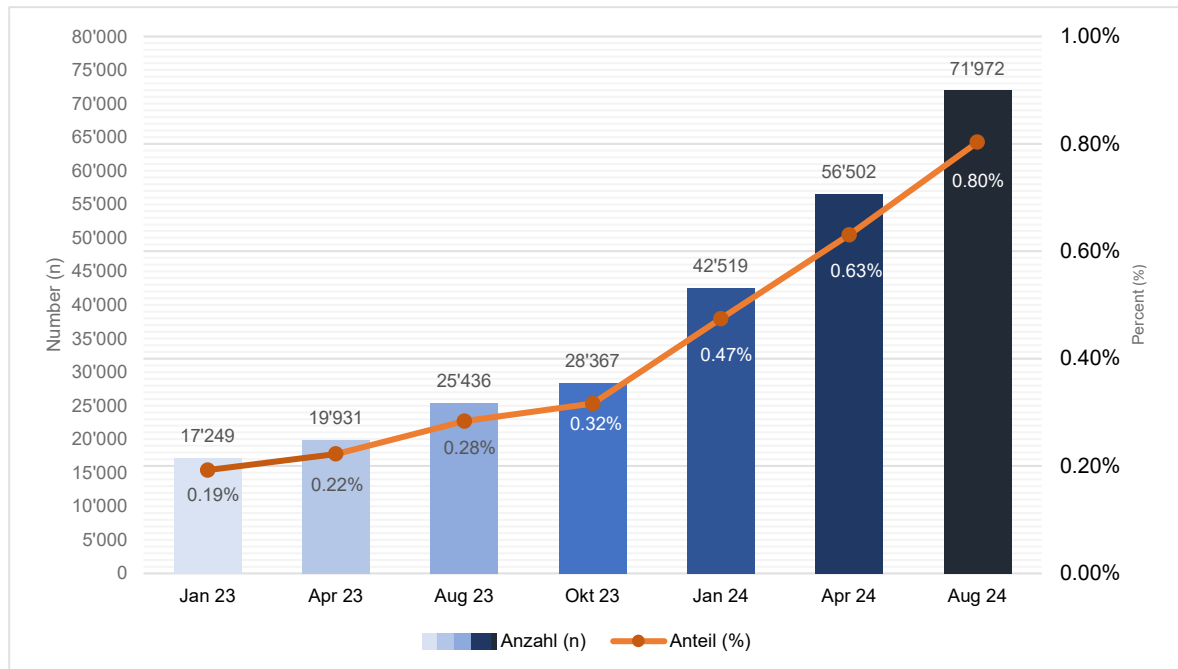
27 September 2024

## Electronic patient records in figures

Since 2022, in the region of 72,000 electronic patient records (EPRs) have been opened (as of August 2024) among the seven certified EPR providers, known as core communities. Western Switzerland and the German-speaking cantons of Aargau, Zurich, Zug, Basel-Stadt as well as Bern have the highest number of EPRs in relation to their resident population.

### Number of opened EPRs

**Chart 1: Development in the number and proportion (in %) of persons with an EPR in Switzerland and their proportion relative to the resident population, 2023-2024**



**Source:** CCO – opened EPRs; data valid as of: August 2024

**Further information:**

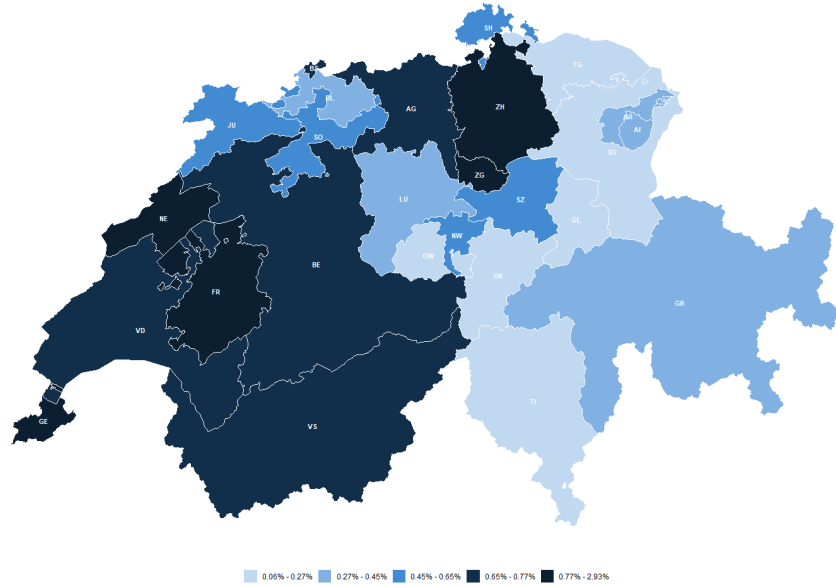
Federal Office of Public Health, Communication, [www.bag.admin.ch](http://www.bag.admin.ch)

This publication is also issued in French and Italian.

**Chart 2: Proportion of active EPRs relative to the resident population per canton, July 2023-July 2024**

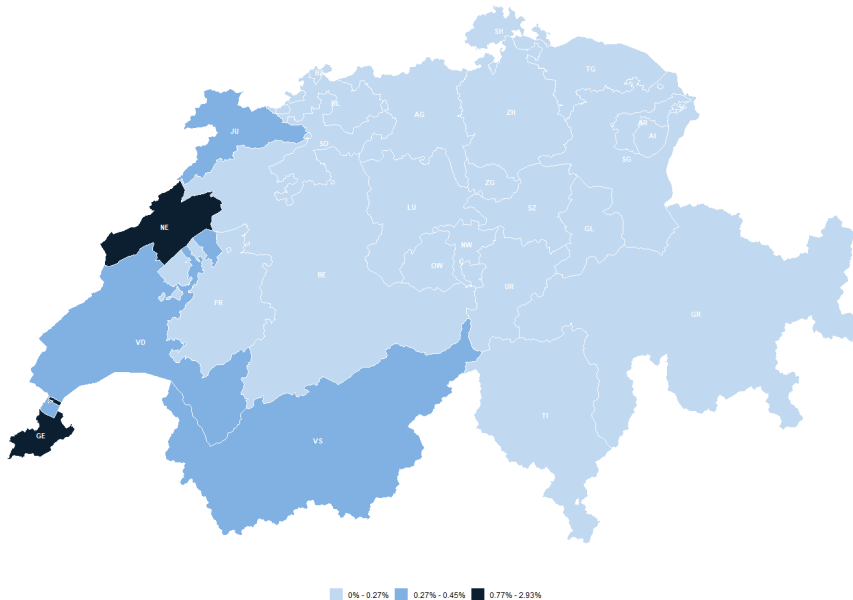
CT	EPRs opened per canton (n)	Proportion of EPRs opened relative to the cant. resident population (%)
NE	5 222	2.929%
GE	12 753	2.432%
ZG	1 199	0.905%
ZH	12 531	0.781%
FR	2 632	0.771%
AG	5 438	0.748%
VD	6 245	0.738%
BS	1 407	0.703%
BE	7 357	0.692%
VS	2 520	0.689%
SO	1 676	0.584%
JU	415	0.557%
SH	410	0.471%
SZ	783	0.468%
NW	204	0.453%
BL	1 339	0.448%
GR	763	0.372%
AR	188	0.333%
AI	52	0.314%
LU	1 216	0.281%
TG	780	0.264%
GL	104	0.247%
SG	1 309	0.245%
TI	610	0.171%
UR	27	0.071%
OW	24	0.061%

**July 2024**



CT	EPD opened per canton (n)	EPD opened as a proportion of the cant. resident population (%)
GE	9 571	1.825%
NE	2 971	1.666%
VD	3 361	0.397%
JU	223	0.299%
VS	1 054	0.288%
FR	480	0.141%
AG	949	0.131%
TI	413	0.115%
GR	230	0.112%
BE	867	0.082%
GL	31	0.074%
AI	10	0.060%
BS	93	0.046%
AR	22	0.039%
ZH	591	0.037%
SO	85	0.030%
BL	67	0.022%
ZG	25	0.019%
SZ	30	0.018%
TG	52	0.018%
SG	94	0.018%
LU	65	0.015%
NW	6	0.013%
SH	11	0.01%
OW	2	0.01%
UR	1	0.00%

**July 2023**



**Source:** FOPH - operating data from the core communities and communities; data is gathered quarterly, every January, April, July and October - data valid as of: July 2024 (upper chart/table), July 2023 (lower chart/table) and FSO – Healthcare statistics; data valid as of: August 2024

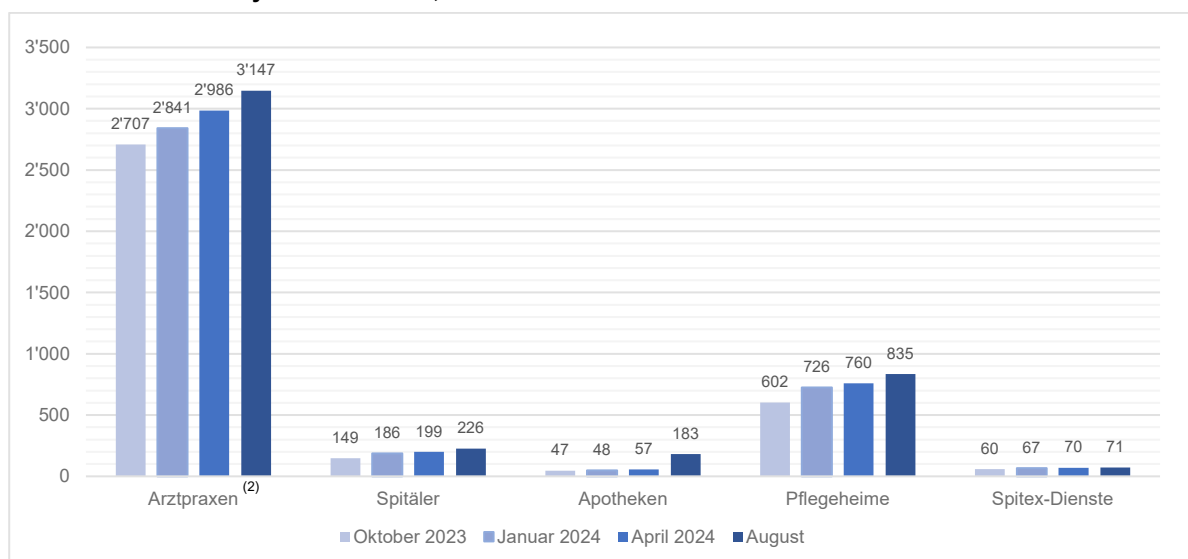
**Further information:**

Federal Office of Public Health, Communication, [www.bag.admin.ch](http://www.bag.admin.ch)  
 This publication is also available in French and Italian.

## Participating healthcare facilities

The healthcare facilities are divided among those that are legally obliged to use EPR (hospitals, nursing homes and newly licensed doctor's surgeries) and those that choose to participate (pre-established doctor's surgeries, pharmacies and Spitex providers). Apart from organisations involved in home care, the number of healthcare facilities using EPR has grown consistently since October 2023. As of August 2024, 226 (~82%) of hospitals, 835 (~57%) of nursing homes, 3,147 (~18%) of doctor's surgeries, 183 (~10%) of pharmacies as well as 71 (~3%) of Spitex providers use EPR.

**Chart 3: Development in number of healthcare facilities participating in EPR<sup>(1)</sup> by type of healthcare facility in Switzerland, 2023-2024**



**Table 1: Development in number of healthcare facilities participating in EPR in Switzerland, 2023-2024 (actual value and FSO total)**

	Doctor's surgeries <sup>(2)</sup>				Hospitals				Pharmacies				Nursing homes <sup>(3)</sup>				Spitex providers <sup>(3)</sup>			
	Oct 23	Jan 24	Apr 24	Aug 24	Oct 23	Jan 24	Apr 24	Aug 24	Oct 23	Jan 24	Apr 24	Aug 24	Oct 23	Jan 24	Apr 24	Aug 24	Oct 23	Jan 24	Apr 24	Aug 24
Number of healthcare facilities participating in EPR (actual value)	2 707	2 841	2 986	3 147	149	186	199	226	47	48	57	183	602	726	760	835	60	67	70	71
Total number based on FSO figures (target value)	17 233	17 233	17 233	17 233	276	278	277	277	1 844	1 839	1 839	1 839	1 543	1 475	1 475	1 475	2 613	2 724	2 724	2 724

**Source:** FOPH - Data from the Health Provider Directory (HPD); data valid as of: August 2024 and FSO – health sector statistics Data valid as of: as per referenced statistic – September to November 2023

### Notes:

- <sup>(1)</sup> Note on evaluation: Only healthcare facilities affiliated to a core community or community and linked to one or more healthcare professionals in the Health Provider Directory were counted.
- <sup>(2)</sup> Established, voluntarily participating doctor's surgeries and recently established doctor's surgeries which are legally obliged to participate in EPR
- <sup>(3)</sup> Total number refers to the statistics published by the FSO. The definition of operations underlying this survey is not congruent with the definition of the categories "nursing homes" and "Spitex providers" according to the data from the HPD. The value is therefore approximate.

### Further information:

Federal Office of Public Health, Communication, [www.bag.admin.ch](http://www.bag.admin.ch)  
This publication is also available in French and Italian.

**The electronic patient record (EPR)**

The electronic patient record (EPR) is an electronic repository of documents and data containing important information about patients' health. Patients can open their EPR at an EPR provider, known as core communities. Patients thus receive a secure and confidential space for their health-related data. Use of the EPR is free of charge for the public. Healthcare professionals use the information in the EPR for their medical consultations and add to it on an ongoing basis with treatment updates. The EPR strengthens the quality of medical treatment, improves treatment processes, increases patient security, adds efficiency to the health system and promotes the health literacy of patients.

**Further information:**

Federal Office of Public Health, Communication, [www.bag.admin.ch](http://www.bag.admin.ch)

This publication is also available in French and Italian.