

# Statistical Data on Health and Accident Insurance

## 2019 Edition



Schweizerische Eidgenossenschaft  
Confédération suisse  
Confederazione Svizzera  
Confederaziun svizra  
Swiss Confederation

Federal Department of Home Affairs FDHA  
Federal Office of Public Health FOPH

### Sources

- Health Expenditure in Selected Countries: OECD Health Data 2019.
- Health Care Financing (POV health insurance premiums): FSO, Health care expenditure by financing schemes, T 14.05.02.01. FOPH, Statistik der obligatorischen Krankenversicherung, T 4.08, 11.06.
- Compulsory Health Insurance Indicators: FOPH, Statistik der obligatorischen Krankenversicherung, T 1.01, 2.07, 3.06, 4.01, 7.14 9.11.
- Health Insurance Premiums and Costs: FOPH, Statistik der obligatorischen Krankenversicherung, T 1.01, 2.12, 3.04, 5.01.
- Cost Categories: FOPH, Statistik der obligatorischen Krankenversicherung, T 1.01, 2.17, 7.14.
- Accident Insurance: FSO, Schweizerische Sozialversicherungsstatistik, UV 1.3.
- In-Patient Service Providers and Home Nursing Services: FOPH, Statistik der obligatorischen Krankenversicherung, T 1.09, 2.16, 2.18. FSO, Statistik der sozialmedizinischen Institutionen, T 14.04.02.02. Standard Table 4 A. FSO, Spitex Statistik. FSO, Krankenhäuser, T 14.04.01.01.

### Links to further information (only in German and French)

#### Health insurance

Time series and data archive: [www.bag.admin.ch/pstat](http://www.bag.admin.ch/pstat)

Latest health insurance statistics data, continuously updated:

[www.bag.admin.ch/kvstat](http://www.bag.admin.ch/kvstat)

Monitoring of ongoing cost development: [www.bag.admin.ch/kmt](http://www.bag.admin.ch/kmt)

#### Service providers

Federal Statistical Office: [www.bfs.admin.ch](http://www.bfs.admin.ch) Topic 14 (Health)

Key figures and quality indicators of Swiss hospitals:

[www.bag.admin.ch/hospital](http://www.bag.admin.ch/hospital)

#### Summary statistics

Health care costs: [www.bfs.admin.ch](http://www.bfs.admin.ch) Topic 14 (Health)

Swiss Social Insurance Statistics: [www.bsv.admin.ch](http://www.bsv.admin.ch)

© Federal Office of Public Health (FOPH)

Publisher: Federal Office of Public Health

Publication Date: 02-2020

Editor: Section Data Management and Statistics, KUV

Information: [KUV-DMS@bag.admin.ch](mailto:KUV-DMS@bag.admin.ch)

Supplier: [www.bundespublikationen.admin.ch](http://www.bundespublikationen.admin.ch)

Order number: 316.951.eng

FOPH publication number: 2020-KUV-01 1400d 450f 300i 300e



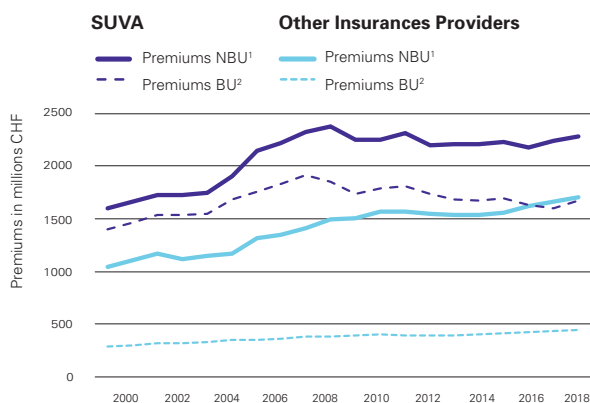
### Accident Insurance (SUVA and other Insurances Providers)

Figures in millions CHF	2008	2017	2018	Δ17/18
<b>Total revenue</b>	3 975	8 919	13 432	+50,6%
of which premiums	6 298	6 207	6 358	+2,4%
return on capital	-2 743	2 441	6 795	+178,4%
<b>Total expenditure</b>	5 742	6 876	6 943	+1,0%
of which short-term expenditure	3 084	4 014	4 060	+1,1%
-Medical expenses	1 500	2 044	2 020	-1,2%
-Daily allowances	1 583	1 970	2 039	+3,5%
long-term benefits	1 854	1 950	1 937	-0,7%
administrative cost	651	773	793	+2,6%
accident prevention	151	139	154	+10,3%
<b>Net creation of provisions</b>	525	241	296	+22,6%
<b>Operating result</b>	292	149	91	-38,9%
<b>Provisions/Reserves (31 Dec.)</b>	39 002	53 632	62 110	+15,8%

### In-Patient Service Providers and Home Nursing Services

	2016	2017	2018
<b>Gross benefits (in-patient, compulsory HI), m CHF</b>	8 724	8 565	8 386
per insured, CHF	1 047	1 020	991
of which hospitals, m CHF	6 820	6 658	6 601
per insured, CHF	818	793	780
of which nursing homes, m CHF	1 854	1 866	1 747
per insured, CHF	223	222	207
<b>Hospital days (compulsory HI), in 1,000s</b>	12 846	12 434	11 141
of which children (ages 0 to 18), in 1,000s	654	653	497
women (over 18 years), in 1,000s	6 709	6 423	5 832
<b>Hospital days/admission, days</b>	9,3	9,6	8,8
<b>Clients in nursing homes, number</b>	153 301	157 716	162 146
of which women, number	105 432	107 614	109 685
<b>Treatment days in nursing homes, in 1,000s</b>	32 903	32 425	32 749
<b>Home nursing clients (benefits of HI)<sup>1</sup>, number</b>	285 709	295 054	312 329
<b>Treatment hours per client, hours</b>	52	54	54

<sup>1</sup> Incl. for-profit organisations and independent nursing professionals.



<sup>1</sup> Non-occupational accident insurance | <sup>2</sup> Occupational accident insurance

	Hospitals	Beds	Discharges
Specialist hospitals	75	2 812	118 973
Rehabilitation hospitals	54	4 545	58 156
Psychiatric hospitals	50	6 468	61 865
General hospitals, basic service	58	19 538	254 116
General hospitals, central service	44		950 516
<b>Total 2018 (number)</b>	<b>281</b>	<b>38 051</b>	<b>1 443 626</b>

## Health Expenditure in Selected Countries<sup>1</sup>

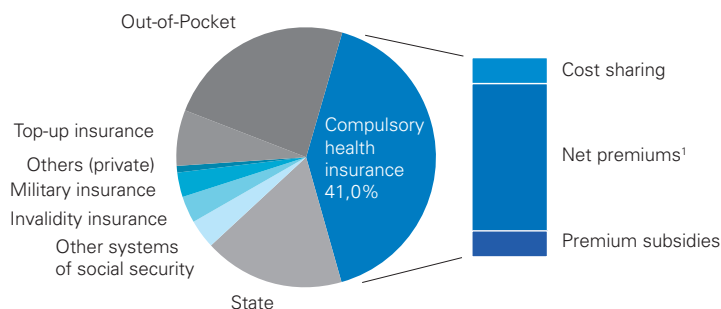
	Percentage of GDP		CHF per person <sup>2</sup>		
	2007	2017	2007	2017	∅ 2007-2017
Italy	8,2	8,8	4 256	4 322	+0,2%
Spain	7,8	8,9	3 915	4 133	+0,6%
Great Britain	7,4	9,6	4 022	5 159	+2,8%
Austria	9,5	10,4	5 759	6 683	+1,5%
Sweden	8,1	11,0	5 025	6 758	+3,3%
Germany	10,0	11,2	5 662	7 055	+2,3%
France	10,3	11,3	5 419	6 683	+1,0%
<b>Switzerland</b>	<b>10,0</b>	<b>12,3</b>	<b>7 641</b>	<b>9 766</b>	<b>+2,5%</b>
United States	14,9	17,1	10 982	12 178	+1,1%

<sup>1</sup> Without investment.

<sup>2</sup> Adjusted for purchasing power parity per the OECD purchasing power parities for GDP.

## Health Care Financing 2017

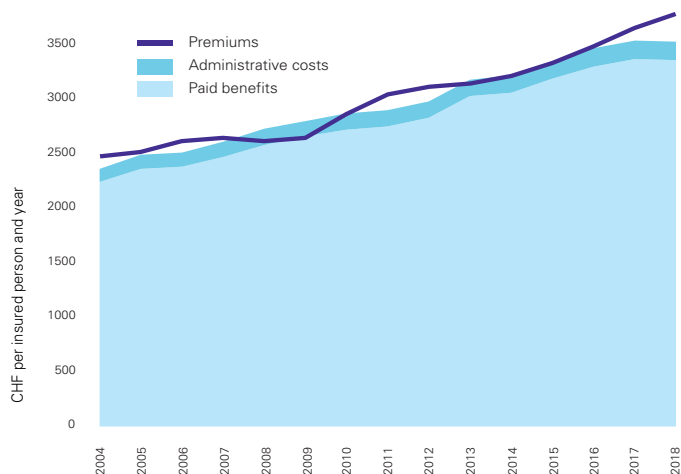
(POV health insurance premiums)



Total: CHF 82,8 billion

<sup>1</sup> incl. Financing balance (-543,4 million.)

## Health Insurance: Premiums and Costs



## Paid benefits (PB) and Premiums (Pr)

in CHF per person and month 2018

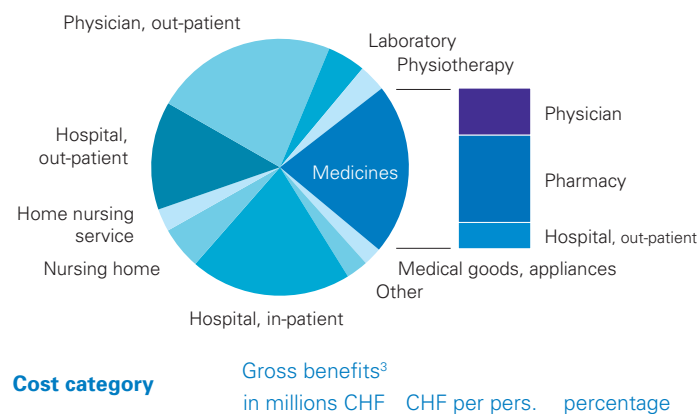
	PB	Pr	PB	Pr	PB	Pr		
AI	191	222	SG	241	274	BE	287	320
UR	210	245	GR	243	272	JU	304	332
ZG	220	253	GL	247	278	VD	305	346
NW	221	245	AG	252	287	BL	309	351
OW	222	254	FR	262	289	TI	320	342
LU	224	271	SH	263	304	NE	320	337
AR	233	263	VS	268	290	GE	350	397
SZ	237	267	ZH	271	307	BS	365	417
TG	240	268	SO	277	312	<b>CH</b>	<b>276</b>	<b>311</b>

## Compulsory Health Insurance: Indicators

	2008	2017	2018	Δ17/18
Insured, in 1,000s	7 616	8 397	8 459	+0,7%
Premiums, m CHF	19 692	30 267	31 597	+4,4%
∅ per adult, CHF/year	3 026	4 176	4 324	+3,5%
∅ per child, CHF/year	806	1 103	1 154	+4,6%
Premium reduction <sup>1</sup> , m CHF	3 398,3	4 489	4 726	+5,3%
Share of central government (%)	52,4	58,3	58,1	...
Beneficiaries, in 1,000s	2 249	2 217	2 220	+0,1%
as a percentage of insured (%)	29,5	26,4	26,2	...
Subsidy per recipient, CHF/year	1 511	2 025	2 129	+5,2%
Services paid, m CHF	19 431	27 924	28 056	+0,5%
as a percentage of premium	98,7	92,3	88,8	...
∅ per adult, CHF/year	2 968	3 823	3 809	-0,4%
∅ per child, CHF/year	832	1 148	1 158	+0,9%
Administrative expenses <sup>2</sup> , m CHF	1 107	1 435	1 424	-0,8%
per insured person, CHF/year	145	171	168	-1,5%
share of expenditure (%)	5,4	4,9	4,7	...
Total operating result, m CHF	-755	931	1 071	...
Reserves <sup>3</sup> per 31 Dec., m CHF	3 252	7 193	8 274	+15,0%

<sup>1</sup> Since 2012 the full contribution to the medical insurance premium awarded to those receiving supplementary benefits (EL) and/or social assistance no longer counts as a premium reduction in the canton of Bern. This means that the figures from 2012 are not entirely comparable with the figures from previous years. | <sup>2</sup> Including depreciation. | <sup>3</sup> The 2012 values are not comparable with those of previous years owing to the release of hidden reserves.

## Health Insurance: Cost Categories 2018



Gross benefits<sup>3</sup>  
in millions CHF CHF per pers. percentage

Physician, out-patient <sup>1</sup>	7 475	890	23,0%
Hospital, in-patient <sup>2</sup>	6 601	786	20,3%
Hospital, out-patient <sup>1</sup>	4 432	528	13,6%
Medicines total	7 027	837	21,6%
of which physician	2 069	246	6,4%
pharmacy	3 819	455	11,7%
hospital, out-patient	1 139	136	3,5%
Nursing home	1 747	208	5,4%
Home nursing service	936	111	2,9%
Physiotherapy	1 120	133	3,4%
Laboratory	1 559	186	4,8%
Medical goods and appliances	756	90	2,3%
Other	899	107	2,8%
<b>Total gross benefits<sup>3</sup></b>	<b>32 551</b>	<b>3 877</b>	<b>100,0%</b>
of which cost sharing	4 495	531	13,7%

<sup>1</sup> not incl. medicines. | <sup>2</sup> incl. medicines. | <sup>3</sup> incl. cost sharing (as far as statistically recorded).