



Schweizerische Eidgenossenschaft
Confédération suisse
Confederazione Svizzera
Confederaziun svizra

Federal Department of Home Affairs FDHA
Federal Office of Public Health FOPH

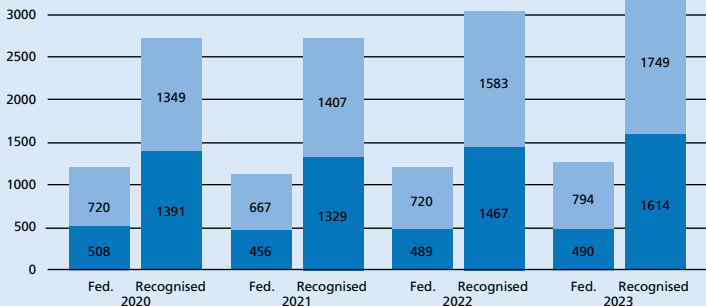
Swiss Confederation

Statistics of medical professions 2023





Development in federal and recognised diplomas in human medicine by gender, 2020 – 2023



Female
Male

The graph shows the numbers of federal diplomas acquired between 2020 and 2023 by people who completed their studies in Switzerland. Recognised¹ diplomas over the same period are also shown for comparison.

Top five countries of origin of recognised diplomas, 2020 – 2023

Country	2020	2021	2022	2023	Total
Germany	962	960	1'157	1'105	4'184
Italy	370	311	291	522	1'494
France	268	272	279	301	1'120
Romania	156	169	200	256	781
Austria	132	126	153	129	540

Further statistics

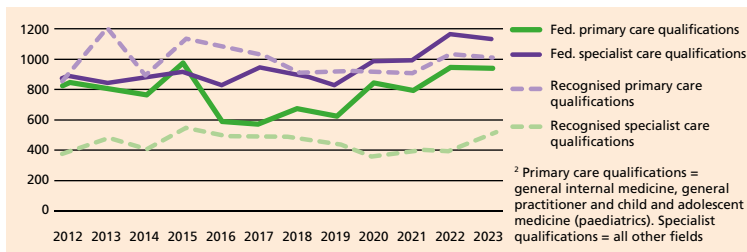
	2020	2021	2022	2023
Ratio of federal to recognised doctors' diplomas	1:2.2	1:2.4	1:2.5	1:2.6
Fed. diplomas granted per 100,000 population	14.4	13.0	14.1	14.9

¹ On the basis of the Agreement on the Free Movement of Persons (AFMP), since 2002 the Commission of Medical Professions (MEBEKO) has recognised diplomas and advanced training qualifications from EU, EFTA and third party states, provided these qualifications have already been recognised in a state party to the agreement.



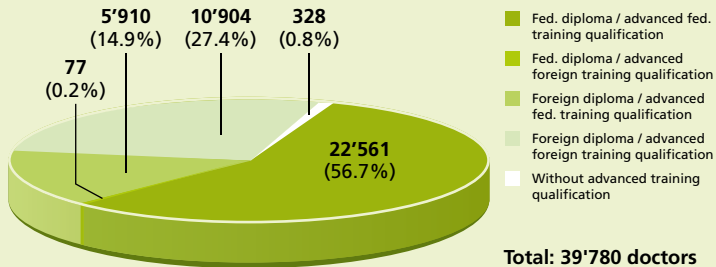
Top 10 federal and recognised advanced training qualifications, 2023

Federal	Number	Recognised	Number
General internal medicine	676	General practitioner	267
Percentage of women	59.2 %	Percentage of women	52.1 %
Psychiatry and psychotherapy	156	General internal medicine	127
Percentage of women	58.3 %	Percentage of women	46.5 %
General practitioner	144	Anaesthesiology	111
Percentage of women	52.1 %	Percentage of women	35.1 %
Child and adolescent medicine	117	Psychiatry and psychotherapy	99
Percentage of women	76.9 %	Percentage of women	47.5 %
Gynaecology and obstetrics	89	Radiology	89
Percentage of women	93.3 %	Percentage of women	39.3 %
Anaesthesiology	75	Child and adolescent medicine	79
Percentage of women	46.7 %	Percentage of women	68.4 %
Orthopaedic surgery	72	Cardiology	71
Percentage of women	27.8 %	Percentage of women	39.4 %
Cardiology	71	Orthopaedic surgery	70
Percentage of women	45.1 %	Percentage of women	18.6 %
Intensive care medicine	56	Ophthalmology	59
Percentage of women	46.4 %	Percentage of women	50.8 %
Surgery	55	Gynaecology and obstetrics	54
Percentage of women	40.0 %	Percentage of women	64.8 %

Development in federal and recognised primary and specialist care qualifications², 2012 – 2023



Doctors with professional licence on 31 December 2023



The graph shows the number of doctors with a professional licence who were registered with MedReg 31 December 2023. There has been an average annual increase of 3.1% since 2014.

Licensed practitioners with primary and specialist care qualifications

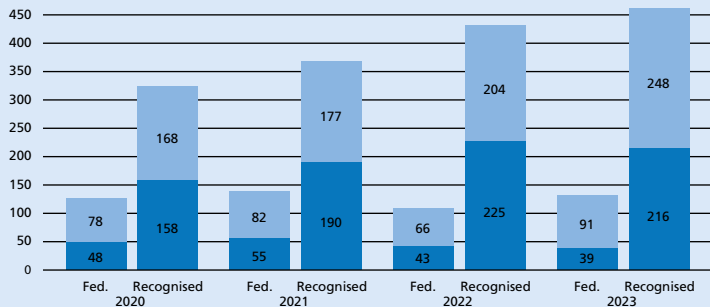
	Total
Primary care qualifications	13'901
Specialist care qualifications	20'553
Primary and specialist care qualifications	5'326
Total	39'780

Newly granted professional licences by gender, 2020 – 2023

	2020	2021	2022	2023
Male	1'617	1'971	1'965	2'497
%	55.4 %	52.8 %	51.6 %	49.7 %
Female	1'303	1'759	1'844	2'530
%	44.6 %	47.2 %	48.4 %	50.3 %
Total	2'920	3'730	3'809	5'027



Development in federal and recognised diplomas in dentistry by gender, 2020 – 2023



Female
Male

The graph shows the numbers of federal diplomas acquired between 2020 and 2023 by people who completed their studies in Switzerland. Recognised diplomas over the same period are also shown for comparison.

Top five countries of origin of recognised diplomas, 2020 – 2023

Country	2020	2021	2022	2023	Total
Germany	97	97	143	135	472
Italy	52	52	62	49	215
France	35	48	36	46	165
Spain	24	32	26	48	130
Romania	26	34	28	40	128

Further statistics

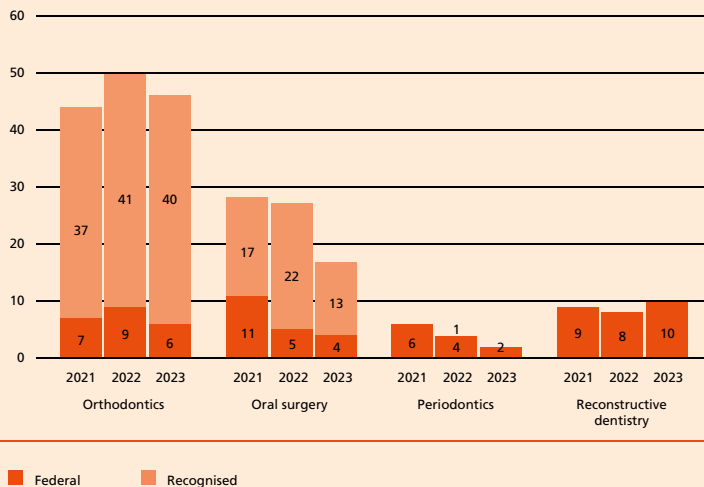
	2020	2021	2022	2023
Ratio of federal / recognised dental diplomas	1:2.6	1:2.7	1:3.9	1:3.6
Fed. diplomas granted per 100,000 population	1.5	1.6	1.3	1.5



Federal and recognised advanced training qualifications in dentistry, 2023

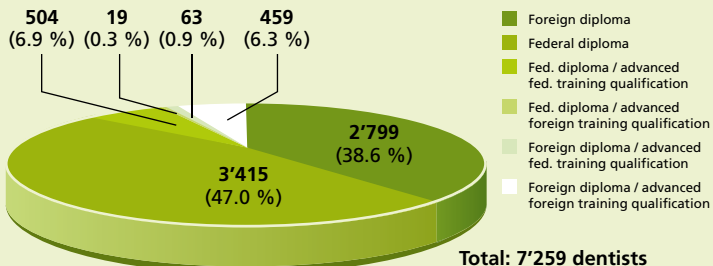
Federal	Number	Recognised	Number
Reconstructive dentistry	10	Orthodontics	40
Percentage of women	60.0 %	Percentage of women	60.0 %
Orthodontics	6	Oral surgery	13
Percentage of women	33.3 %	Percentage of women	23.1 %
Oral surgery	4		
Percentage of women	50.0 %		
Periodontics	2		
Percentage of women	50.0 %		
Total	22	Total	53

Development in federal and recognised advanced training qualifications, 2021 – 2023





Dentists with professional licence on 31 December 2023



The graph shows the number of dentists with a professional licence who were registered with MedReg on 31 December 2023. There has been an average annual increase of 3.1% since 2014.

Newly granted professional licences by gender, 2020 – 2023

	2020	2021	2022	2023
Male	259	278	237	320
%	46.2 %	45.1 %	45.1 %	46.5 %
Female	302	338	289	368
%	53.8 %	54.9 %	54.9 %	53.5 %
Total	561	616	526	688



Development in federal diplomas in chiropractic by gender, 2020 – 2023

		2020	2021	2022	2023
Federal examination for holders of foreign qualifications	Male	2	3	5	4
	Female	2	4	2	6
	Total	4	7	7	10
Federal examination as per MedPA	Male	4	2	3	5
	Female	6	12	10	8
	Total	10	14	13	13
Total	Male	6	5	8	9
	Female	8	16	12	14
	Total	14	21	20	23

The University of Zurich introduced a new degree programme in chiropractic in 2008. The first students graduated with the federal diploma in 2014. Only one foreign qualification has been recognised since 2011, in 2013.

Further statistics

	2020	2021	2022	2023
Fed. diplomas granted per 100,000 population	0.17	0.25	0.23	0.27

Development in federal advanced training qualifications in chiropractic by type of qualification, 2020 – 2023

	2020	2021	2022	2023
With federal diploma	8	6	14	11
Percentage of women	75 %	16.7 %	42.9 %	72.2 %
With MEBEKO recognised qualification	0	0	0	0
Percentage of women	-	-	-	-
Other³	0	0	0	0
Percentage of women	-	-	-	-
Total	8	6	14	11

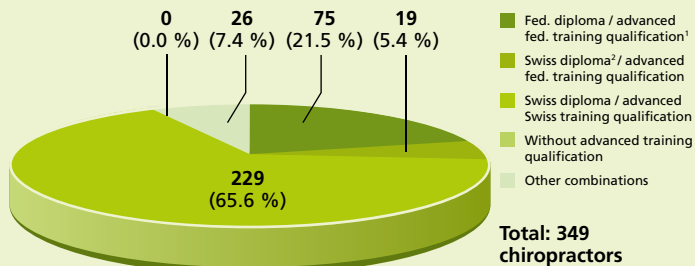
³ "Other" here refers to intercantonal diplomas conferred before 2007.

Only since the implementation of the Medical Professions Act (MedPA) has the profession been regulated at a federal level and have the corresponding diplomas been conferred.

Recognised advanced training qualifications, 2020 – 2023

No advanced training qualifications were recognised in the years 2020 to 2023.

Chiropractors with professional licence on 31 December 2023



The graph shows the number of chiropractors with a professional licence who were registered with MedReg on 31 December 2023. There has been an average annual increase of 1.9% since 2014.

¹ Diplomas and advanced training qualifications in accordance with the Medical Professions Act.

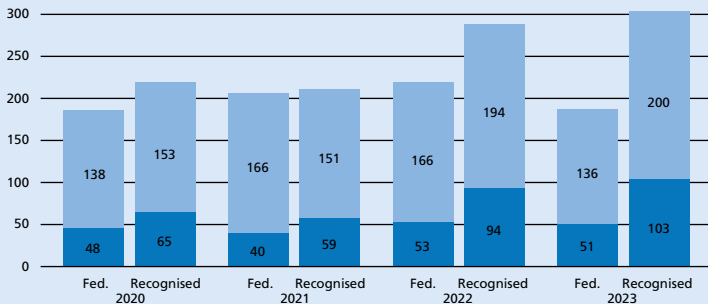
² The designation "Swiss" stands for degrees before the implementation of the Medical Professions Act.

Newly granted professional licences by gender, 2020 – 2023

	2020	2021	2022	2023
Male	2	11	8	7
%	25.0 %	50.0 %	53.3 %	46.7 %
Female	6	11	7	8
%	75.0 %	50.0 %	46.7 %	53.3 %
Total	8	22	15	15



Development in federal and recognised diplomas in pharmacy by gender, 2020 – 2023



■ Female
■ Male

The graph shows the numbers of federal diplomas acquired between 2020 and 2023 by people who completed their studies in Switzerland. Recognised diplomas over the same period are also shown for comparison.

Top five countries of origin of recognised diplomas, 2020 – 2023

Country	2020	2021	2022	2023	Total
France	78	54	91	78	301
Italy	53	52	77	72	254
Germany	30	45	46	58	179
Spain	6	8	13	9	36
Austria	8	7	10	10	35

Further statistics

	2020	2021	2022	2023
Ratio of federal to recognised diplomas in pharmacy	1:1.2	1:1.0	1:1.3	1:1.6
Fed. diplomas granted per 100,000 population	2.2	2.4	2.6	2.2



Advanced federal training qualifications conferred, 2022 – 2023

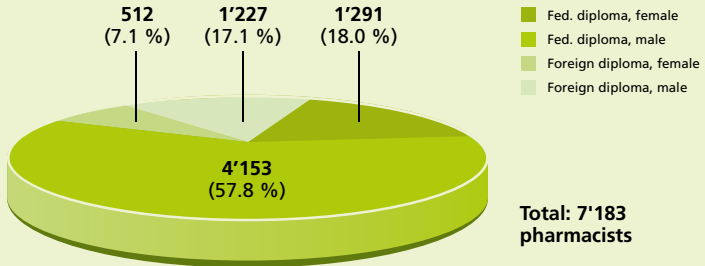
	2022			2023			Total		
	♂	♀	Total	♂	♀	Total	♂	♀	Total
Community pharmacy									
With MEBEKO recognised qualification	15	94	109	32	139	171	47	233	280
With federal diploma	24	40	64	12	54	66	36	94	130
Total	39	134	173	44	193	237	83	327	410
Hospital pharmacy									
With MEBEKO recognised qualification	2	5	7	1	2	3	3	7	10
With federal diploma	0	1	1	0	1	1	0	2	2
Total	2	6	8	1	3	4	3	9	12
Total									
With MEBEKO recognised qualification	17	99	116	33	141	174	50	240	290
With federal diploma	24	41	65	12	55	67	36	96	132
Total	41	140	181	45	196	241	86	336	422

Recognised advanced training qualifications, 2023

5 advanced foreign training qualifications in pharmacy were recognised in 2023.



Pharmacists with professional licence on 31 December 2023



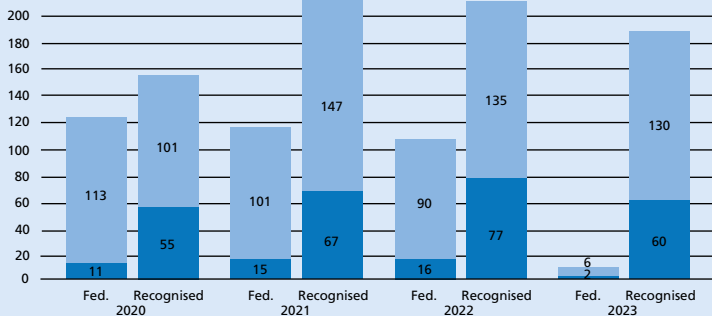
The graph shows the number of pharmacists with a professional licence who were registered with MedReg on 31 December 2023. There has been an average annual increase of 4.1% since 2014.

Newly granted professional licences by gender, 2020 – 2023

	2020	2021	2022	2023
Male	80	66	79	116
%	29.3 %	22.4 %	23.6 %	26.1 %
Female	193	229	256	329
%	70.7 %	77.6 %	76.4 %	73.9 %
Total	273	295	335	445



Development in federal and recognised diplomas in veterinary medicine by gender, 2020 – 2023



Female
Male

The graph shows the numbers of federal diplomas acquired between 2020 and 2023 by people who completed their studies in Switzerland. Recognised diplomas over the same period are also shown for comparison.

Top five countries of origin of recognised diplomas, 2020 – 2023

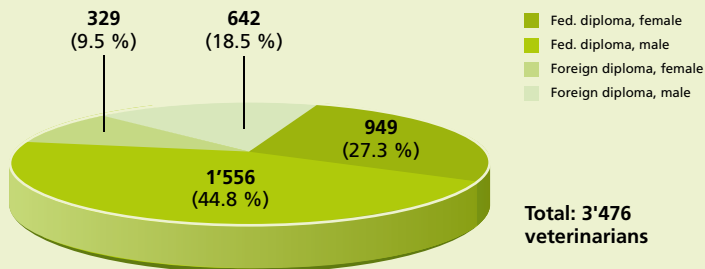
Country	2020	2021	2022	2023	Total
Germany	47	59	55	54	215
Italy	20	33	51	35	139
Belgium	16	24	29	17	86
Austria	18	23	12	15	68
France	14	21	15	13	63

Further statistics

	2020	2021	2022	2023
Ratio of federal to recognised diplomas in veterinary medicine	1:1.3	1:1.8	1:2.0	1:23.8
Fed. diplomas granted per 100,000 population	1.5	1.4	1.3	0.1



Veterinarians with professional licence on 31 December 2023



The graph shows the number of veterinarians with a professional licence who were registered with MedReg on 31 December 2023. There has been an average annual increase of 3.1% since 2014.

Newly granted professional licences by gender, 2020 – 2023

	2020	2021	2022	2023
Male	75	105	106	118
%	26.6 %	23.6 %	25.2 %	26.9 %
Female	207	339	314	320
%	73.4 %	76.4 %	74.8 %	73.1 %
Total	282	444	420	438

Publishing details

Published by

Federal Office of Public Health
Healthcare Professions Register

Futher Information

Federal Office of Public Health
Post box
CH-3003 Bern
Phone +41 (0)58 462 15 97
medreg@bag.admin.ch
www.medreg.admin.ch

Publication date

June 2024

Language versions

This publication is also available in German and French.

Layout: Silversign GmbH, Bern

Printed on free from chlorine bleached paper